



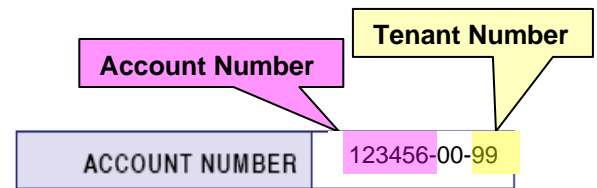
# City of Graham Online Bill Pay Getting Started



1. Click on the link from the City's webpage or browse to:  
<https://www.logicssolutions.com/cityofgraham/login.aspx>
2. Click on the "[Register Here](#)" link.
3. Input your **First Name**, **Last Name**, and **Email Address**, then click "[Save](#)".
4. An email will be immediately sent to you with a temporary password.
5. Click "[Return Login Page](#)"
6. Input your **User Name** and **Temporary Password**. (Note: Your User Name will be your email address)
7. Once you are logged into Online Bill Payment, you will be prompted to change your password. Follow the on-screen instructions to establish a new password.
8. Now you will be required to link to your account(s). Click on "[Link Another Account](#)". You are only required to link to your account the first time you sign in. Thereafter the link will already be established. (Customers with multiple accounts may link to more than one account with a single user name.)



## Link Account to Profile

*Account Number:	<input type="text" value="123456"/>
*Tenant Number:	<input type="text" value="99"/>
*PIN:	<input type="text" value="1234"/>
*Alias:	<input type="text" value="201 S. Main St"/>
	<input type="button" value="Submit"/> <input type="button" value="Cancel"/>



9. Enter your **account number** from your bill.
10. Enter your **tenant number** from your bill.
11. Enter your **account PIN**. (Your account PIN is by default the last four digits of the Social Security Number on the account. If you do not have a Social Security Number on file you will need to contact Customer Service at 336-570-6700 to have a PIN established for you.)
12. Enter an **Alias** for your account then click "[SUBMIT](#)". (An alias is simply a name that you choose for your account that you can easily recognize rather than using an account number. Customers with multiple bills will use alias names to differentiate among accounts. The recommended alias is your address as in the example above. Another example might be: 201 S. Main St. Irrigation)
13. Click "[Cancel](#)" to go your account.



- ◆ Save time, gas, or a stamp
- ◆ Transactions are safe and secure
- ◆ Payment is credited to your account instantly
- ◆ Check balance, payment history, or consumption
- ◆ Update your account information
- ◆ Pay with your Debit or Credit Card  
- ◆ **IT'S FREE**

See the “**Getting Started**” Instructions on the back of this sheet or contact customer service @ 336-570-6700 with questions on how to get started.