

North Carolina Department of State Treasurer

Financial Information

Graham

Note: All data unless otherwise specified is for the 12 month period ending June, 30th of the designated year

				2019	2018	2017	2016	2015
Muni Revenues and Expenditures Financial Profile	Revenues by Source	Property Taxes	AFIR	\$5,510,578		\$5,077,223	\$4,771,859	\$4,759,906
Muni Revenues and Expenditures Financial Profile	Revenues by Source	Utility	AFIR	7,375,919		6,789,344	61,779	61,482
Muni Revenues and Expenditures Financial Profile	Revenues by Source	Sales Tax	AFIR	3,868,517		3,403,513	3,311,880	3,061,115
Muni Revenues and Expenditures Financial Profile	Revenues by Source	Sales & Services	AFIR	1,286,227		838,243	1,270,143	2,360,136
Muni Revenues and Expenditures Financial Profile	Revenues by Source	Intergovernmental	AFIR	2,976,380		2,278,516	9,438,423	10,380,344
Muni Revenues and Expenditures Financial Profile	Revenues by Source	Debt Proceeds	AFIR	0		0	0	144,257
Muni Revenues and Expenditures Financial Profile	Revenues by Source	Other Misc.	AFIR	1,089,684		883,086	1,475,392	1,649,470
Muni Revenues and Expenditures Financial Profile	Revenues by Source	Total	AFIR	\$22,107,305	\$0	\$19,269,925	\$20,329,476	\$22,416,710
Muni Revenues and Expenditures Financial Profile	Expenditures by Function	Utility	AFIR	\$6,122,483		\$4,948,495	\$5,825,559	\$7,658,283
Muni Revenues and Expenditures Financial Profile	Expenditures by Function	Debt Service	AFIR	656,135		1,116,744	1,616,149	1,359,207
Muni Revenues and Expenditures Financial Profile	Expenditures by Function	Transportation	AFIR	1,351,985		1,402,904	1,705,188	1,340,816
Muni Revenues and Expenditures Financial Profile	Expenditures by Function	General Government	AFIR	2,444,678		2,667,968	2,357,948	1,994,591
Muni Revenues and Expenditures Financial Profile	Expenditures by Function	Public Safety	AFIR	5,591,240		4,518,242	4,336,771	4,320,910
Muni Revenues and Expenditures Financial Profile	Expenditures by Function	Other	AFIR	3,677,940		3,813,698	3,758,881	9,071,972
Muni Revenues and Expenditures Financial Profile	Expenditures by Function	Total	AFIR	\$19,844,461	\$0	\$18,468,051	\$19,600,496	\$25,745,779
Muni Revenues and Expenditures Financial Profile	Expenditures by Object	Salaries & Wages	AFIR	\$7,118,140		\$5,746,590	\$5,468,966	\$5,418,299
Muni Revenues and Expenditures Financial Profile	Expenditures by Object	Capital Outlay	AFIR	1,673,242		1,664,185	2,235,575	3,984,749
Muni Revenues and Expenditures Financial Profile	Expenditures by Object	Other Oper. & Debt	AFIR	11,053,079		11,057,276	11,895,955	16,342,731
Muni Revenues and Expenditures Financial Profile	Expenditures by Object	Total	AFIR	\$19,844,461	\$0	\$18,468,051	\$19,600,496	\$25,745,779
Muni Revenues and Expenditures Financial Profile	Per Capita Revenues by Source	Property Taxes	AFIR	\$364		\$343	\$334	\$333
Muni Revenues and Expenditures Financial Profile	Per Capita Revenues by Source	Utility	AFIR	487		458	4	4
Muni Revenues and Expenditures Financial Profile	Per Capita Revenues by Source	Sales Tax	AFIR	256		230	232	214
Muni Revenues and Expenditures Financial Profile	Per Capita Revenues by Source	Sales & Services	AFIR	85		57	89	165
Muni Revenues and Expenditures Financial Profile	Per Capita Revenues by Source	Intergovernmental	AFIR	197		154	660	726
Muni Revenues and Expenditures Financial Profile	Per Capita Revenues by Source	Debt Proceeds	AFIR	0		0	0	10
Muni Revenues and Expenditures Financial Profile	Per Capita Revenues by Source	Other Misc.	AFIR	72		60	103	115

				2019	2018	2017	2016	2015
Muni Revenues and Expenditures Financial Profile	Per Capita Revenues by Source	Total	AFIR	\$1,461	\$0	\$1,301	\$1,421	\$1,567
Muni Revenues and Expenditures Financial Profile	Per Capita Expenditures by Function	Utility	AFIR	\$404		\$334	\$407	\$535
Muni Revenues and Expenditures Financial Profile	Per Capita Expenditures by Function	Debt Service	AFIR	43		75	113	95
Muni Revenues and Expenditures Financial Profile	Per Capita Expenditures by Function	Transportation	AFIR	89		95	119	94
Muni Revenues and Expenditures Financial Profile	Per Capita Expenditures by Function	General Government	AFIR	162		180	165	139
Muni Revenues and Expenditures Financial Profile	Per Capita Expenditures by Function	Public Safety	AFIR	369		305	303	302
Muni Revenues and Expenditures Financial Profile	Per Capita Expenditures by Function	Other	AFIR	243		257	263	634
Muni Revenues and Expenditures Financial Profile	Per Capita Expenditures by Function	Total	AFIR	\$1,311	\$0	\$1,247	\$1,370	\$1,800
Muni Revenues and Expenditures Financial Profile	Per Capita Expenditures by Object	Salaries & Wages	AFIR	\$470		\$388	\$382	\$379
Muni Revenues and Expenditures Financial Profile	Per Capita Expenditures by Object	Capital Outlay	AFIR	111		112	156	279
Muni Revenues and Expenditures Financial Profile	Per Capita Expenditures by Object	Other Oper. & Debt	AFIR	730		746	832	1,142
Muni Revenues and Expenditures Financial Profile	Per Capita Expenditures by Object	Total	AFIR	\$1,311	\$0	\$1,247	\$1,370	\$1,800
Muni Revenues and Expenditures Financial Profile	Group Average Per Capita for Municipalities Reporting AFIR - Revenues by Source	Property Taxes	AFIR	\$495	\$476	\$470	\$455	\$449
Muni Revenues and Expenditures Financial Profile	Group Average Per Capita for Municipalities Reporting AFIR - Revenues by Source	Utility	AFIR	363	340	340	325	312
Muni Revenues and Expenditures Financial Profile	Group Average Per Capita for Municipalities Reporting AFIR - Revenues by Source	Sales Tax	AFIR	192	176	157	150	146
Muni Revenues and Expenditures Financial Profile	Group Average Per Capita for Municipalities Reporting AFIR - Revenues by Source	Sales & Services	AFIR	105	103	93	88	94
Muni Revenues and Expenditures Financial Profile	Group Average Per Capita for Municipalities Reporting AFIR - Revenues by Source	Intergovernmental	AFIR	187	177	178	204	199
Muni Revenues and Expenditures Financial Profile	Group Average Per Capita for Municipalities Reporting AFIR - Revenues by Source	Debt Proceeds	AFIR	114	51	61	27	125
Muni Revenues and Expenditures Financial Profile	Group Average Per Capita for Municipalities Reporting AFIR - Revenues by Source	Other Misc.	AFIR	147	161	132	121	113
Muni Revenues and Expenditures Financial Profile	Group Average Per Capita for Municipalities Reporting AFIR - Revenues by Source	Total	AFIR	\$1,602	\$1,484	\$1,430	\$1,369	\$1,437
Muni Revenues and Expenditures Financial Profile	Group Average Per Capita for Municipalities Reporting AFIR - Expenditures by Function	Utility	AFIR	\$325	\$322	\$268	\$259	\$274
Muni Revenues and Expenditures Financial Profile	Group Average Per Capita for Municipalities Reporting AFIR - Expenditures by Function	Debt Service	AFIR	213	133	135	135	133

				2019	2018	2017	2016	2015
Muni Revenues and Expenditures Financial Profile	Group Average Per Capita for Municipalities Reporting AFIR - Expenditures by Function	Transportation	AFIR	142	152	144	121	120
Muni Revenues and Expenditures Financial Profile	Group Average Per Capita for Municipalities Reporting AFIR - Expenditures by Function	General Government	AFIR	174	163	165	172	185
Muni Revenues and Expenditures Financial Profile	Group Average Per Capita for Municipalities Reporting AFIR - Expenditures by Function	Public Safety	AFIR	409	388	360	355	349
Muni Revenues and Expenditures Financial Profile	Group Average Per Capita for Municipalities Reporting AFIR - Expenditures by Function	Other	AFIR	301	287	241	250	242
Muni Revenues and Expenditures Financial Profile	Group Average Per Capita for Municipalities Reporting AFIR - Expenditures by Function	Total	AFIR	\$1,564	\$1,445	\$1,312	\$1,293	\$1,303
Muni Revenues and Expenditures Financial Profile	Group Average Per Capita for Municipalities Reporting AFIR - Expenditures by Object	Salaries & Wages	AFIR	\$416	\$390	\$374	\$377	\$366
Muni Revenues and Expenditures Financial Profile	Group Average Per Capita for Municipalities Reporting AFIR - Expenditures by Object	Capital Outlay	AFIR	259	288	176	184	206
Muni Revenues and Expenditures Financial Profile	Group Average Per Capita for Municipalities Reporting AFIR - Expenditures by Object	Other Oper. & Debt	AFIR	889	768	763	732	732
Muni Revenues and Expenditures Financial Profile	Group Average Per Capita for Municipalities Reporting AFIR - Expenditures by Object	Total	AFIR	\$1,564	\$1,445	\$1,312	\$1,293	\$1,303
Muni Revenues and Expenditures Financial Profile		Number of Reporting (AFIR) Municipalities in Group	AFIR	39	41	42	44	44
Muni Revenues and Expenditures Financial Profile		Average Population of Municipalities Reporting AFIR in Group	AFIR	22,183	21,843	21,236	20,621	20,319
Muni Revenues and Expenditures Financial Profile		Unit Population	NCDOR	15,136	14,961	14,814	14,306	14,306
General Fund		General Fund revenues	Audit	\$13,332,249	\$12,395,217	\$11,531,022	\$11,443,632	\$10,865,521
General Fund		General Fund expenditures	Audit	12,455,163	12,146,274	10,753,807	10,577,467	9,855,847
General Fund		Operating transfers in	Audit	0	600,903	0	0	0
General Fund		Operating transfers out	Audit	0	0	0	1,398,742	0
General Fund		Proceeds from capital leases and installment purchases	Audit	0	0	0	0	0
General Fund		Other items	Audit	0	0	0	0	0
General Fund		Excess of revenues and other sources over (under) expenditures and other uses	Audit	\$877,086	\$849,846	\$777,215	(\$532,577)	\$1,009,674
General Fund	Fund balance available (FBA)	In dollars	Audit	\$8,866,165	\$8,097,994	\$8,180,916	\$6,417,805	\$7,788,931
General Fund	Fund balance available (FBA)	FBA as a % of GF Net Expenditures: Unit's FBA %	AFIR	71.18%	66.67%	76.07%	53.59%	79.03%
General Fund	Fund balance available (FBA)	FBA as a % of GF Net Expenditures: Group Average FBA % of Municipalities Reporting Audit	AFIR	55.71%	55.33%	54.92%	53.95%	54.43%

				2019	2018	2017	2016	2015
General Fund	Fund balance available (FBA)	FBA as a % of GF Net Expenditures: State Average FBA % of Municipalities Reporting Audit for Electric/No Electric Group	AFIR	46.89%	47.57%	46.84%	48.19%	47.01%
General Fund	Fund balance available (FBA)	FBA as a % of GF Net Expenditures: State Average FBA % of Municipalities Reporting Audit	AFIR	46.04%	45.84%	45.47%	46.96%	46.13%
General Fund	Fund balance available (FBA)	Number of Municipalities Reporting Audit in Group	Audit	46	46	46	46	46
Enterprise Funds	Combined financial results for Water and Sewer, Electric	Working capital	AFIR	\$11,038,974	\$10,358,835	\$8,998,806	\$7,695,815	\$7,623,021
Enterprise Funds	Combined financial results for Water and Sewer, Electric	Quick ratio	AFIR	17.29	14.15	9.77	5.98	4.35
Enterprise Funds	Combined financial results for Water and Sewer, Electric	Net income	AFIR	995,677	589,370	1,041,429	2,068,334	-832,289
Enterprise Funds	Combined financial results for Water and Sewer, Electric	Cashflow from operations	AFIR	2,000,728	2,056,912	2,222,865	2,165,391	2,765,929
Enterprise Funds	Combined financial results for Water and Sewer, Electric	Depreciation & Amortization Expense	AFIR	982,102	969,222	895,105	887,011	857,532
Cash, Investments and Financing		Population at July 1st of the Previous Year	NCDOR	15,136	14,961	14,814	14,306	14,306
Cash, Investments and Financing		Population Group	AFIR	No Electric 10,000 to 49,999	No Electric 10,000 to 49,999	No Electric 10,000 to 49,999	No Electric 10,000 to 49,999	No Electric 10,000 to 49,999
Cash, Investments and Financing		Cash & Investments at June 30th	Audit	\$23,495,752	\$21,793,387	\$19,773,628	\$17,774,304	\$18,246,261
Cash, Investments and Financing		Investment Earnings	AFIR					51,127
Cash, Investments and Financing		Tax Rate Equivalent	AFIR	0.0000	0.0000	0.0000	0.0000	0.0050
Cash, Investments and Financing		Tax Rate Equivalent: Group Average of Municipalities Reporting AFIR	AFIR					0.0020
Cash, Investments and Financing		Tax Rate Equivalent: State Average for Municipalities Reporting AFIR	AFIR					0.0084
Cash, Investments and Financing		Latest year of Revaluation	NCDOR	2017	2017	2009	2009	2009
Cash, Investments and Financing		January 1, Prior Year Assessed Valuation	NCDOR	1,197,253,688	1,163,092,067	1,094,710,740	1,033,263,861	1,012,488,364
Cash, Investments and Financing		Tax Rate	NCDOR	0.4550	0.4550	0.4550	0.4550	0.4550
Cash, Investments and Financing		Tax Rate Group Average	AFIR	0.4564	0.4431	0.4425	0.4395	0.4294
Cash, Investments and Financing		Tax Rate State Average	AFIR	0.4661	0.4591	0.4575	0.4560	0.4460
Cash, Investments and Financing		Assessment -to-Sales Ratio	NCDOR	96.50	99.66	103.89	108.27	107.26
Cash, Investments and Financing		Assessment -to-Sales Ratio Group Average	AFIR	89.88	93.89	97.43	99.30	103.04
Cash, Investments and Financing		Assessment -to-Sales Ratio State Average	AFIR	88.16	92.65	95.69	97.32	100.71
Cash, Investments and Financing		Assessed Valuation adjusted for Assessed to Sales Ratio	AFIR	1,240,677,397	1,167,060,071	1,053,720,993	954,339,947	943,957,080
Cash, Investments and Financing		Tax Rate Adjusted	AFIR	0.4391	0.4535	0.4727	0.4926	0.4880
Cash, Investments and Financing		Tax Rate Adjusted Group Average	AFIR	0.4106	0.4165	0.4313	0.4345	0.4410
Cash, Investments and Financing		Tax Rate Adjusted State Average	AFIR	0.4109	0.4253	0.4377	0.4438	0.4492

				2019	2018	2017	2016	2015
Cash, Investments and Financing		Percent Collected	Audit	98.49%	98.87%	98.66%	98.18%	98.15%
Cash, Investments and Financing		Percent Collected Group Average for Municipalities Reporting Audit	Audit	99.16%	99.13%	99.05%	98.90%	98.83%
Cash, Investments and Financing		Percent Collected State Average for Municipalities Reporting Audit	Audit	99.21%	99.18%	99.05%	99.01%	98.87%
Cash, Investments and Financing		Percent Collected Excluding Motor Vehicles	Audit	98.46%	98.75%	98.50%	97.98%	97.96%
Cash, Investments and Financing		Percent Collected Excluding Motor Vehicles Group Average for Municipalities Reporting Audit	Audit	99.10%	99.06%	98.98%	98.82%	98.74%
Cash, Investments and Financing		Percent Collected Excluding Motor Vehicles State Average for Municipalities Reporting Audit	Audit	99.16%	99.12%	99.01%	98.97%	98.82%
Cash, Investments and Financing		Percent Collected Motor Vehicles Only	Audit	98.71%	99.93%	100.00%	100.00%	99.99%
Cash, Investments and Financing		Percent Collected Motor Vehicles Only Group Average for Municipalities Reporting Audit	Audit	99.72%	99.78%	99.80%	99.74%	99.81%
Cash, Investments and Financing		Percent Collected Motor Vehicles Only State Average for Municipalities Reporting Audit	Audit	99.75%	99.89%	99.66%	99.59%	99.53%
Cash, Investments and Financing		Tax Uncollected	Audit	83,240	59,994	67,484	86,118	85,489
Cash, Investments and Financing		Tax Uncollected Rate Equivalent	Audit	0.0070	0.0052	0.0062	0.0083	0.0084
Cash, Investments and Financing		Dominant County	NCDOR	Alamance County	Alamance County	Alamance County	ALAMANCE COUNTY	ALAMANCE COUNTY
Debt Information		Population Group	LGC Debt	No Electric 10,000 to 24,999	No Electric 10,000 to 24,999	No Electric 10,000 to 24,999	No Electric 10,000 to 24,999	No Electric 10,000 to 24,999
Debt Information	Ratings	Fitch	LGC Debt					
Debt Information	Ratings	Moody's	LGC Debt	A2	A2	A2	A2	A2
Debt Information	Ratings	S & P	LGC Debt	A	A	A	AA	AA
Debt Information	General Obligation Debt (GO)	Enterprise	LGC Debt	0		0	0	0
Debt Information	General Obligation Debt (GO)	General Government	LGC Debt	0		0	0	0
Debt Information	General Obligation Debt (GO)	Total	LGC Debt	\$0		\$0	\$0	\$0
Debt Information	General Obligation Debt (GO)	Total Per Capita	AFIR	0		0	0	0
Debt Information	General Obligation Debt (GO)	Total Per Capita for the Population Group	AFIR	76	380	134	75	86
Debt Information	General Obligation Debt (GO)	Total Per Capita State Average on the County and Municipality	AFIR	425	613	409	422	439
Debt Information	General Obligation Debt (GO)	Total per Assessed Valuation Adjusted for Current Year Sales	AFIR	0.0000%		0.0000%	0.0000%	0.0000%
Debt Information	General Obligation Debt (GO)	Total per Assessed Valuation Adjusted for Current Year Sales- Group Average	AFIR	0.0637%	0.3797%	0.1202%	0.0704%	0.0828%
Debt Information	General Obligation Debt (GO)	Total per Assessed Valuation Adjusted for Current Year Sales - State Average on the County and Municipality	AFIR	0.3327%	0.5047%	0.3597%	0.3880%	0.4177%
Debt Information	General Obligation Debt (GO)	Total Authorized but not Issued Including Enterprise Debt	LGC Debt				0	0

				2019	2018	2017	2016	2015
Debt Information	Installment Sales Purchases and Lease Obligations	Enterprise	LGC Debt	4,228,667	4,737,000	5,238,333	5,731,667	6,694,000
Debt Information	Installment Sales Purchases and Lease Obligations	General Government	LGC Debt	0		0	0	
Debt Information	Installment Sales Purchases and Lease Obligations	Total	LGC Debt	\$4,228,667	\$4,737,000	\$5,238,333	\$5,731,667	\$6,694,000
Debt Information	Installment Sales Purchases and Lease Obligations	Revenue Bond Debt	LGC Debt					
Debt Information	Installment Sales Purchases and Lease Obligations	Total Debt Listed Above	LGC Debt	\$4,228,667	\$4,737,000	\$5,238,333	\$5,731,667	\$6,694,000
Water Sewer Operations		Population	NCDOR	15,136	14,961	14,814	14,306	14,306
Water Sewer Operations		Population Group	AFIR	No Electric 10,000 to 49,999	No Electric 10,000 to 49,999	No Electric 10,000 to 49,999	No Electric 10,000 to 49,999	No Electric 10,000 to 49,999
Water Sewer Operations	Total Operating Revenues		Audit	\$7,424,535	\$7,293,677	\$6,723,812	\$6,382,730	\$6,477,079
Water Sewer Operations	Total Operating Revenues	Total Operating Revenues Per Capita	AFIR	\$491	\$488	\$454	\$446	\$453
Water Sewer Operations	Total Operating Revenues	Group Average Revenues Per Capita	AFIR	525	545	527	518	499
Water Sewer Operations	Total Operating Revenues	State Average Revenues Per Capita	AFIR	502	501	500	483	455
Water Sewer Operations	% to Total Operating Revenues	Operating Expenses	AFIR	87.75%	79.71%	84.29%	79.90%	77.35%
Water Sewer Operations	% to Total Operating Revenues	Operating Expenses - Group Average	AFIR	86.11%	82.33%	86.04%	83.01%	82.60%
Water Sewer Operations	% to Total Operating Revenues	Operating Expenses - State Average	AFIR	79.47%	79.00%	78.75%	77.06%	80.20%
Water Sewer Operations	% to Total Operating Revenues	Operating Margin	AFIR	12.25%	20.29%	15.71%	20.10%	22.65%
Water Sewer Operations	% to Total Operating Revenues	Operating Margin - Group Average	AFIR	13.89%	17.67%	13.96%	16.99%	17.40%
Water Sewer Operations	% to Total Operating Revenues	Operating Margin - State Average	AFIR	20.53%	21.00%	21.25%	22.94%	19.80%
Water Sewer Operations	% to Total Operating Revenues	Operating Transfers In	AFIR	0.00%	0.00%	0.00%	0.00%	0.00%
Water Sewer Operations	% to Total Operating Revenues	Operating Transfers In - Group Average	AFIR	5.82%	1.14%	1.00%	2.68%	1.68%
Water Sewer Operations	% to Total Operating Revenues	Operating Transfers In - State Average	AFIR	1.36%	0.47%	0.74%	0.67%	1.01%
Water Sewer Operations	% to Total Operating Revenues	Operating Transfers Out	AFIR	0.00%	12.89%	0.00%	0.21%	0.00%
Water Sewer Operations	% to Total Operating Revenues	Operating Transfers Out - Group Average	AFIR	6.99%	2.49%	2.19%	2.07%	3.06%
Water Sewer Operations	% to Total Operating Revenues	Operating Transfers Out - State Average	AFIR	1.91%	1.25%	1.21%	0.99%	1.32%
Water Sewer Operations	% to Total Operating Revenues	Net Income before Capital Contributions	AFIR	13.41%	8.08%	15.49%	19.38%	-19.80%
Water Sewer Operations	% to Total Operating Revenues	Net Income before Capital Contributions - Group Average	AFIR	12.84%	15.70%	11.97%	15.19%	12.04%
Water Sewer Operations	% to Total Operating Revenues	Net Income before Capital Contributions - State Average	AFIR	16.69%	18.03%	16.31%	16.27%	13.51%
Water Sewer Operations	Key Ratios and Cash Flow	Quick Ratio	AFIR	17.29	14.15	9.77	5.98	4.35
Water Sewer Operations	Key Ratios and Cash Flow	Quick Ratio - Group Average	AFIR	5.76	6.27	5.56	5.67	5.20
Water Sewer Operations	Key Ratios and Cash Flow	Quick Ratio - State Average	AFIR	4.91	4.80	4.76	4.59	4.23
Water Sewer Operations	Key Ratios and Cash Flow	Days Sales in Receivables	AFIR	64.79	69.59	58.51	64.45	169.47

				2019	2018	2017	2016	2015
Water Sewer Operations	Key Ratios and Cash Flow	Days Sales in Receivables - Group Average	AFIR	61.05	58.40	58.46	59.40	63.84
Water Sewer Operations	Key Ratios and Cash Flow	Days Sales in Receivables - State Average	AFIR	52.89	51.58	50.29	51.42	55.15
Water Sewer Operations	Key Ratios and Cash Flow	Days Cash on Hand	AFIR	696.40	746.79	614.58	627.49	626.35
Water Sewer Operations	Key Ratios and Cash Flow	Days Cash on Hand - Group Average	AFIR	634.56	663.33	630.65	648.04	597.04
Water Sewer Operations	Key Ratios and Cash Flow	Days Cash on Hand - State Average	AFIR	705.54	725.85	694.41	695.83	629.42
Water Sewer Operations	Key Ratios and Cash Flow	Cash flow from Operations	AFIR	\$2,000,728	\$2,056,912	\$2,222,865	\$2,165,391	\$2,765,929
Water Sewer Operations	Key Ratios and Cash Flow	Debt to Equity	AFIR	0.09	0.10	0.11	0.14	0.17
Water Sewer Operations	Key Ratios and Cash Flow	Debt to Equity - Group Average	AFIR	0.33	0.36	0.38	0.37	0.40
Water Sewer Operations	Key Ratios and Cash Flow	Debt to Equity - State Average	AFIR	0.47	0.47	0.52	0.50	0.53
Water Sewer Operations	Key Ratios and Cash Flow	Debt per Capita	AFIR	297	336	374	454	553
Water Sewer Operations	Key Ratios and Cash Flow	Debt per Capita - Group Average	AFIR	929	963	952	913	957
Water Sewer Operations	Key Ratios and Cash Flow	Debt per Capita - State Average	AFIR	1,284	1,247	1,337	1,245	1,259
Water Sewer Operations	Capital Expenditures		Audit	\$618,969	\$1,064,479	\$450,616	\$854,074	\$4,603,229
Water Sewer Operations	Capital Contributions	Excluded from income above	Audit	\$0	\$0	\$0	\$831,218	\$450,000
Water and Sewer Systems	Volume of water treated and/or purchased and put into the start of your distribution system.	Water (Millions of Gallons)	AFIR	748.39		716.15	706.64	713.70
Water and Sewer Systems	Volume of wastewater treated internally or by another utility (entering all treatment plants).	Wastewater (Millions of Gallons)	AFIR	907.60		602.01	584.84	495.90
Water and Sewer Systems	Volume of water billed to all customers (residential, non-residential & bulk).	Water (Millions of Gallons)	AFIR	614.20		589.90	546.00	556.10
Water and Sewer Systems	Volume of wastewater billed to all customers (residential, non-residential & bulk).	Wastewater (Millions of Gallons)	AFIR	496.30		472.00	437.00	751.70
Water and Sewer Systems	Volume of water billed only to residential customers (if your unit identifies residential customers).	Water / Sewer (Millions of Gallons)	AFIR	239.60		237.20	224.00	231.20
Water and Sewer Systems	Volume of wastewater billed only to residential customers (if your unit identifies residential customers).	Wastewater (Millions of Gallons)	AFIR	229.90		225.50	209.00	215.50
Electric Operations		Population	NCDOR	15,136	14,961	14,814	14,306	14,306
Electric Operations		Power Agency Group	AFIR					
Electric Operations	Total Operating Revenues		Audit					
Electric Operations	Total Operating Revenues	Group Average	AFIR					
Electric Operations	% to Total Operating Revenues	Power Purchases	AFIR					
Electric Operations	% to Total Operating Revenues	Power Purchases - Group Average	AFIR					
Electric Operations	% to Total Operating Revenues	Other Operating Expenses	AFIR					
Electric Operations	% to Total Operating Revenues	Other Operating Expenses - Group Average	AFIR					

				2019	2018	2017	2016	2015
Electric Operations	% to Total Operating Revenues	Operating Margin	AFIR					
Electric Operations	% to Total Operating Revenues	Operating Margin - Group Average	AFIR					
Electric Operations	% to Total Operating Revenues	Operating Transfers In	AFIR					
Electric Operations	% to Total Operating Revenues	Operating Transfers In - Group Average	AFIR					
Electric Operations	% to Total Operating Revenues	Operating Transfers Out	AFIR					
Electric Operations	% to Total Operating Revenues	Operating Transfers Out - Group Average	AFIR					
Electric Operations	% to Total Operating Revenues	Net Income	AFIR					
Electric Operations	% to Total Operating Revenues	Net Income - Group Average	AFIR					
Electric Operations	Key Ratios and Cash Flow	Quick Ratio	AFIR					
Electric Operations	Key Ratios and Cash Flow	Quick Ratio - Group Average	AFIR					
Electric Operations	Key Ratios and Cash Flow	Coverage Ratio	AFIR					
Electric Operations	Key Ratios and Cash Flow	Coverage Ratio - Group Average	AFIR					
Electric Operations	Key Ratios and Cash Flow	Days Sales in Receivables	AFIR					
Electric Operations	Key Ratios and Cash Flow	Days Sales in Receivables - Group Average	AFIR					
Electric Operations	Key Ratios and Cash Flow	Days Cash on Hand	AFIR					
Electric Operations	Key Ratios and Cash Flow	Days Cash on Hand - Group Average	AFIR					
Electric Operations	Key Ratios and Cash Flow	Cash flow from Operations	AFIR					
Electric Operations	Capital Expenditures		Audit					
Electric Operations	Capital Contributions	Excluded from income above	Audit					
Electric Operations		Operating Transfers to the General Fund as a % of GF Revenues	AFIR					
Electric Operations		Gross Electric Fund Assets as Cost	AFIR					
Electric Operations		Estimated Tax Loss from Municipal Ownership of Utility	AFIR					
Electric Operations		Tax Rate Equivalent	AFIR					
Electric Operations		Operating Transfers to the General Fund as a % of Gross Fixed Assets	AFIR					
Electric Operations		Operating Transfers to the General Fund as a Tax Rate Equivalent	AFIR					
Electric Operations		Tax Rate Adjusted for Assessed to Sales Ratio	AFIR					
Electric Operations		Tax Rate Adjusted Excluding Transfers	AFIR					
Electric Operations		Electric Average Group Tax Rate Adjusted	AFIR					
Electric Operations		Non Electric Average Group Tax Rate Adjusted	AFIR					

Annual Financial Information Report Detail

Label	Sub Label	Description	Source	Line1	Line2	Census	2019	2018	2017	2016	2015
Tax Revenues		County wide tax levy includes current, prior, penalties and interest	AFIR	20250	10250	rev10250	5,510,578		5,077,223	4,771,859	4,759,906
Tax Revenues		Special tax Districts Levy	AFIR	20260	10260	rev10260	0		0	0	0
Tax Revenues		"School - Tax levy includes current, prior, penalties and interest (if reported on your ""Statement of Revenues, Expenditures and Changes in Fund Balance"")"	AFIR	20270	10270	rev10270	0		0	0	0
Tax Revenues		Occupancy Tax	AFIR	20280	10280	rev10280	0		0	0	0
Tax Revenues		Prepared Food	AFIR	20290	10290	rev10290	0		0	0	0
Tax Revenues		Amusements licensing and permit taxes	AFIR	20300	10300	rev10300	0		0	0	0
Tax Revenues		Gross Short Term Lease and Rental Tax	AFIR	20310	10310	rev10310	0		0	0	0
Tax Revenues		Sales Tax includes all articles except the hold harmless provisions recorded in intergovernmental above line 1014.	AFIR	20330	10330	rev10330	3,868,517		3,403,513	3,311,880	3,061,115
Tax Revenues		Transportation taxes - license or vehicle tax	AFIR	20340	10340	rev10340	0		0	0	0
Tax Revenues		Deed Stamp Excise Tax	AFIR	20350	10350	rev10350	0		0	0	0
Tax Revenues		Real Property Transfer Tax	AFIR	20360	10360	rev10360	0		0	0	0
Tax Revenues		All other Tax Revenues	AFIR	20380	10380	rev10380	11,115		9,609	9,272	9,150
Federal Intergov. Revenues		All Other Streets and Highways - exclude Powell bill	AFIR	20020	10020	fed10020	0		0	0	0
Federal Intergov. Revenues		Airports	AFIR	20030	10030	fed10030	0		0	0	0
Federal Intergov. Revenues		All Other Mass Transit: bus, rail systems, etc.	AFIR	20040	10040	fed10040	0		0	0	0
Federal Intergov. Revenues		Education-Public School Building Capital Fund/Bond Fund/Lottery	AFIR	20050	10050	fed10050	0		0	0	0
Federal Intergov. Revenues		Health (excluding Medicaid)	AFIR	20060	10060	fed10060	0		0	0	0
Federal Intergov. Revenues		Mental Health (excluding Medicaid)	AFIR	20070	10070	fed10070	0		0	0	0
Federal Intergov. Revenues		Hospitals (excluding Medicaid)	AFIR	20080	10080	fed10080	0		0	0	0
Federal Intergov. Revenues		Human Services-all other including Social Services (excluding Medicaid)	AFIR	20090	10090	fed10090	0		0	0	0
Federal Intergov. Revenues		Natural resources-Environmental Protection	AFIR	20100	10100	fed10100	0		0	0	0
Federal Intergov. Revenues		Public Safety-Clerk of Superior Court facility fees, arrest fees & other court cost	AFIR	20110	10110	fed10110	0		0	0	0
Federal Intergov. Revenues		All other Public Safety fees- Excluding Unauthorized substance tax and clerk of court facility fees	AFIR	20130	10130	fed10130	0		0	0	0

Label	Sub Label	Description	Source	Line1	Line2	Census	2019	2018	2017	2016	2015
Federal Intergov. Revenues		Economical and Physical development - Housing and Community Development, JTPA, Etc.	AFIR	20170	10170	fed10170	0		0	0	0
Federal Intergov. Revenues		Water Supply System	AFIR	20180	10180	fed10180	0		0	0	0
Federal Intergov. Revenues		Sewerage	AFIR	20190	10190	fed10190	0		0	0	0
Federal Intergov. Revenues		Electric Power System - Other than the Franchise Tax on Electric Power received from the State Quarterly	AFIR	20200	10200	fed10200	0		0	0	0
Federal Intergov. Revenues		Gas Supply System - Other than Excise Tax on Piped natural Gas received Quarterly from the State	AFIR	20210	10210	fed10210	0		0	0	0
Federal Intergov. Revenues		Other Restricted support	AFIR	20220	10220	fed10220	0		0	0	0
Federal Intergov. Revenues		Other Unrestricted support: Fed includes PILOT, All Quarterly Utility Franchise taxes(Excise Tax on Piped natural Gas to Cities, Franchise Tax o Electric Power to Cities, Sales Tax on Telecommunications Services to Cities, Sales Tax on Video Programming to Cities and Counties), Hold Harmless distributions, charge distribution, other unrestricted intergovernmental revenues.	AFIR	20230	10230	fed10230	0		0	0	0
Federal Intergov. Revenues		Cultural and Recreation	AFIR	20240	10240	fed10240	0		0	0	0
State Intergovernmental Revenues		Streets and Highways - Powell bill	AFIR	20010	10010	sta10010	393,558		388,845	393,952	0
State Intergovernmental Revenues		All Other Streets and Highways - exclude Powell bill	AFIR	20020	10020	sta10020	0		0	0	0
State Intergovernmental Revenues		Airports	AFIR	20030	10030	sta10030	0		0	0	0
State Intergovernmental Revenues		All Other Mass Transit: bus, rail systems, etc.	AFIR	20040	10040	sta10040	0		0	0	0
State Intergovernmental Revenues		Education-Public School Building Capital Fund/Bond Fund/Lottery	AFIR	20050	10050	sta10050	0		0	0	0
State Intergovernmental Revenues		Health (excluding Medicaid)	AFIR	20060	10060	sta10060	0		0	0	0
State Intergovernmental Revenues		Mental Health (excluding Medicaid)	AFIR	20070	10070	sta10070	0		0	0	0
State Intergovernmental Revenues		Hospitals (excluding Medicaid)	AFIR	20080	10080	sta10080	0		0	0	0
State Intergovernmental Revenues		Human Services-all other including Social Services (excluding Medicaid)	AFIR	20090	10090	sta10090	0		0	0	0
State Intergovernmental Revenues		Natural resources-Environmental Protection	AFIR	20100	10100	sta10100	0		0	0	0
State Intergovernmental Revenues		Public Safety-Clerk of Superior Court facility fees, arrest fees & other court cost	AFIR	20110	10110	sta10110	0		0	0	0
State Intergovernmental Revenues		Unauthorized Substance Tax	AFIR	20120	10120	sta10120	67,272		16,400	13,386	25,014

Label	Sub Label	Description	Source	Line1	Line2	Census	2019	2018	2017	2016	2015
State Intergovernmental Revenues		All other Public Safety fees- Excluding Unauthorized substance tax and clerk of court facility fees	AFIR	20130	10130	sta10130	0		14,118	18,912	19,821
State Intergovernmental Revenues		911 Emergency Telephone Services Fund (ETST) Revenue (do not include interest)	AFIR		10150	sta10150	0		0	0	0
State Intergovernmental Revenues		Economical and Physical development - Housing and Community Development, JTPA, Etc.	AFIR	20170	10170	sta10170	0		0	0	0
State Intergovernmental Revenues		Water Supply System	AFIR	20180	10180	sta10180	0		0	0	0
State Intergovernmental Revenues		Sewerage	AFIR	20190	10190	sta10190	0		0	0	0
State Intergovernmental Revenues		Electric Power System - Other than the Franchise Tax on Electric Power received from the State Quarterly	AFIR	20200	10200	sta10200	0		0	0	0
State Intergovernmental Revenues		Gas Supply System - Other than Excise Tax on Piped natural Gas received Quarterly from the State	AFIR	20210	10210	sta10210	0		0	0	0
State Intergovernmental Revenues		Other Restricted support	AFIR	20220	10220	sta10220	76,070		31,240	533,500	18,987
State Intergovernmental Revenues		Other Unrestricted support: Fed includes PILOT, All Quarterly Utility Franchise taxes(Excise Tax on Piped natural Gas to Cities, Franchise Tax o Electric Power to Cities, Sales Tax on Telecommunications Services to Cities, Sales Tax on Video Programming to Cities and Counties), Hold Harmless distributions, charge distribution, other unrestricted intergovernmental revenues.	AFIR	20230	10230	sta10230	0		0	0	1,089,360
State Intergovernmental Revenues		Cultural and Recreation	AFIR	20240	10240	sta10240	188,069		0	0	0
Intergovernmental Revenues		Medicaid payments received for any function: Health, Mental Health, Social Services, Hospitals, etc.	AFIR		10440	rev10440	0		0	0	0
Intergovernmental Revenues		Medicaid payments received for ambulance and rescue squads	AFIR	20840	10840	rev10840	0		0	0	0
Local Intergov. Revenues		Streets and Highways - Powell bill	AFIR	20010	10010	loc10010	0		0	0	394,067
Local Intergov. Revenues		All Other Streets and Highways - exclude Powell bill	AFIR	20020	10020	loc10020	0		0	0	0
Local Intergov. Revenues		Airports	AFIR	20030	10030	loc10030	0		0	0	0
Local Intergov. Revenues		All Other Mass Transit: bus, rail systems, etc.	AFIR	20040	10040	loc10040	0		0	0	0
Local Intergov. Revenues		Education-Public School Building Capital Fund/Bond Fund/Lottery	AFIR	20050	10050	loc10050	0		0	0	0
Local Intergov. Revenues		Health (excluding Medicaid)	AFIR	20060	10060	loc10060	0		0	0	0
Local Intergov. Revenues		Mental Health (excluding Medicaid)	AFIR	20070	10070	loc10070	0		0	0	0
Local Intergov. Revenues		Hospitals (excluding Medicaid)	AFIR	20080	10080	loc10080	0		0	0	0

Label	Sub Label	Description	Source	Line1	Line2	Census	2019	2018	2017	2016	2015
Local Intergov. Revenues		Human Services-all other including Social Services (excluding Medicaid)	AFIR	20090	10090	loc10090	0		0	0	0
Local Intergov. Revenues		Natural resources-Environmental Protection	AFIR	20100	10100	loc10100	0		0	0	0
Local Intergov. Revenues		Public Safety-Clerk of Superior Court facility fees, arrest fees & other court cost	AFIR	20110	10110	loc10110	20,345		15,132	12,431	8,379
Local Intergov. Revenues		Unauthorized Substance Tax	AFIR	20120	10120	loc10120	0		0	0	0
Local Intergov. Revenues		All other Public Safety fees- Excluding Unauthorized substance tax and clerk of court facility fees	AFIR	20130	10130	loc10130	25,559		0	0	0
Local Intergov. Revenues		911 Emergency Telephone Services Fund (ETST) Revenue (do not include interest)	AFIR		10150	loc10150	0		0	0	0
Local Intergov. Revenues		Economical and Physical development - Housing and Community Development, JTPA, Etc.	AFIR	20170	10170	loc10170	0		0	0	0
Local Intergov. Revenues		Water Supply System	AFIR	20180	10180	loc10180	0		0	3,624,048	3,572,534
Local Intergov. Revenues		Sewerage	AFIR	20190	10190	loc10190	0		0	2,709,568	2,880,245
Local Intergov. Revenues		Electric Power System - Other than the Franchise Tax on Electric Power received from the State Quarterly	AFIR	20200	10200	loc10200	0		0	0	0
Local Intergov. Revenues		Gas Supply System - Other than Excise Tax on Piped natural Gas received Quarterly from the State	AFIR	20210	10210	loc10210	0		0	0	0
Local Intergov. Revenues		Other Restricted support	AFIR	20220	10220	loc10220	0		0	0	0
Local Intergov. Revenues		Other Unrestricted support: Fed includes PILOT, All Quarterly Utility Franchise taxes(Excise Tax on Piped natural Gas to Cities, Franchise Tax o Electric Power to Cities, Sales Tax on Telecommunications Services to Cities, Sales Tax on Video Programming to Cities and Counties), Hold Harmless distributions, charge distribution, other unrestricted intergovernmental revenues.	AFIR	20230	10230	loc10230	2,205,507		1,812,781	2,132,626	2,371,937
Local Intergov. Revenues		Cultural and Recreation	AFIR	20240	10240	loc10240	0		0	0	0
Sales & Service		Airport	AFIR	20450	10450	rev10450	0		0	0	0
Sales & Service		Hospital (exclude Medicaid and intergovernmental)	AFIR	20460	10460	rev10460	0		0	0	0
Sales & Service		Housing project	AFIR	20470	10470	rev10470	0		0	0	0
Sales & Service		Highways and roads (tunnels, bridges and ferries)	AFIR	20480	10480	rev10480	0		0	0	0
Sales & Service		Environmental	AFIR	20490	10490	rev10490	0		0	0	0
Sales & Service		Parking Revenues	AFIR	20500	10500	rev10500	0		0	0	0
Sales & Service		Library Fees	AFIR	20510	10510	rev10510	0		0	0	0

Label	Sub Label	Description	Source	Line1	Line2	Census	2019	2018	2017	2016	2015
Sales & Service		Park and Rec - including parks, golf, tennis, football, basketball, rec courses, etc.	AFIR	20520	10520	rev10520	276,994		222,247	238,221	237,362
Sales & Service		Cultural - all except libraries and parks and rec listed elsewhere	AFIR	20530	10530	rev10530	0		0	0	0
Sales & Service		Solid Waste - Collection and Landfill Fees	AFIR	20540	10540	rev10540	332,025		317,701	321,202	270,969
Sales & Service		Mass Transit - Unit Operated	AFIR	20550	10550	rev10550	0		0	0	0
Sales & Service		Ambulance and Rescue Squad charges (exclude Medicaid and intergovernmental listed above)	AFIR	20560	10560	rev10560	0		0	0	0
Sales & Service		Health fees (exclude Medicaid and intergovernmental listed above)	AFIR	20570	10570	rev10570	0		0	0	0
Sales & Service		Social Services fees (exclude Medicaid and intergovernmental listed above)	AFIR	20580	10580	rev10580	0		0	0	0
Sales & Service		Mental Health fees (exclude Medicaid and intergovernmental listed above)	AFIR	20590	10590	rev10590	0		0	0	0
Sales & Service		Public Safety	AFIR	20600	10600	rev10600	170,528		111,303	111,303	111,303
Sales & Service		Inspection fees	AFIR	20610	10610	rev10610	376,541		19,277	23,403	22,750
Sales & Service		Rents	AFIR	20620	10620	rev10620	30,076		52,173	50,776	30,600
Sales & Service		Royalties	AFIR	20630	10630	rev10630	0		0	0	0
Sales & Service		Other sales and service fees - Cemeteries, cable television, telephone utilities, Register of Deeds fees	AFIR	20640	10640	rev10640	100,063		115,542	525,238	1,687,152
Utility Revenues		Water Supply System	AFIR	20390	10390	rev10390	4,005,194		3,021,192	0	0
Utility Revenues		Sewer Charges	AFIR	20400	10400	rev10400	3,242,931		3,643,913	0	0
Utility Revenues		Electric	AFIR	20410	10410	rev10410	0		0	0	0
Utility Revenues		Gas	AFIR	20420	10420	rev10420	0		0	0	0
Utility Revenues		Storm Water Fees	AFIR	20430	10430	rev10430	127,794		124,239	61,779	61,482
All Other		Special Assessments	AFIR	20650	10650	rev10650	0		0	0	0
All Other		Interest earnings-Bond Proceeds	AFIR	20660	10660	rev10660	0		0	0	0
All Other		Interest Earnings on 911 Funds	AFIR	20670	10670	rev10670	0		0	0	0
All Other		All other interest earnings	AFIR	20680	10680	rev10680	269,164		120,718	66,575	60,014
All Other		1 cent and 5 cent bottle tax	AFIR	20690	10690	rev10690	0		0	0	0
All Other		ABC Mix drink Surcharge	AFIR	20700	10700	rev10700	34,526		30,381	29,551	27,688
All Other		ABC Profit Distribution	AFIR	20710	10710	rev10710	149,205		68,478	60,338	55,614
All Other		Building permits	AFIR	20730	10730	rev10730	4,475		293,505	287,384	183,190

Label	Sub Label	Description	Source	Line1	Line2	Census	2019	2018	2017	2016	2015
All Other		Privilege Licenses- Occupational and Business	AFIR	20720	10720	rev10720	805		1,335	-86	657
All Other		other licenses	AFIR	20750	10750	rev10750	0		0	0	0
All Other		other permits	AFIR	20740	10740	rev10740	0		0	0	0
All Other		Private Contributions and Donations	AFIR	20760	10760	rev10760	0		0	91,140	0
All Other		All other revenues not tax, intergovernmental, Utilities or sales and service included above	AFIR	20770	10770	rev10770	592,469		359,060	100,000	1,313,157
Transfers In		Transfers-in from Other Funds	AFIR	20780	10780	rev10780	46,000		350,000	350,000	458,459
Misc. Revenues		Proceeds of bonds, leases, install purchases, refunding bonds, etc.	AFIR		10790	rev10790	0		0	0	144,257
Misc. Revenues		Sale of property or other capital assets	AFIR	20800	10800	rev10800	27,925		0	0	0
Misc. Revenues		Other financing Sources	AFIR	20810	10810	rev10810	0		0	0	0
Misc. Revenues		Extraordinary Items (that add to net assets)	AFIR	20820		rev20820	0		0	0	0
Misc. Revenues		Contributed Capital from non-governmental entities that is not listed else where	AFIR	20830		rev20830	0		0	831,218	0
Misc. Revenues		Capital Contributions from other funds of the governments	AFIR	20850		rev20850	0		0	0	0
General Government	Payments to Other Governments	Financial Administration-Finance, Budget, Tax, internal audit, treasury, purchasing, etc.-Pymts to Other Governments	AFIR		15000	aexp15000	0		0	0	0
General Government	Payments to the State of NC	Financial Administration-Finance, Budget, Tax, internal audit, treasury, purchasing, etc.-Pymts to NC	AFIR		15000	bexp15000	0		0	0	0
General Government	Operating and Other Expenses	Financial Administration-Finance, Budget, Tax, internal audit, treasury, purchasing, etc.-Operating	AFIR		15000	cexp15000	390,141		352,860	349,888	361,401
General Government	Capital Outlay - Construction	Financial Administration-Finance, Budget, Tax, internal audit, treasury, purchasing, etc.-Capital Outlay Construction	AFIR		15000	dexp15000	0		0	0	0
General Government	Capital Outlay - Purchased	Financial Administration-Finance, Budget, Tax, internal audit, treasury, purchasing, etc.-Capital Outlay Purchase	AFIR		15000	eexp15000	0		0	0	0
General Government	Depreciation (Proprietary Fund)	Financial Administration-Finance, Budget, Tax, internal audit, treasury, purchasing, etc.-Depreciation	AFIR		15000	fexp15000					
General Government	Payments to Other Governments	Governing Body and Manager/Mayor/Clerk-Pymts to Other Governments	AFIR		15010	aexp15010	103,369		90,545	89,761	0
General Government	Payments to the State of NC	Governing Body and Manager/Mayor/Clerk-Pymts to NC	AFIR		15010	bexp15010	0		0	0	0
General Government	Operating and Other Expenses	Governing Body and Manager/Mayor/Clerk-Operating	AFIR		15010	cexp15010	1,389,494		1,098,605	1,434,453	1,220,339

Label	Sub Label	Description	Source	Line1	Line2	Census	2019	2018	2017	2016	2015
General Government	Capital Outlay - Construction	Governing Body and Manager/Mayor/Clerk-Capital Outlay Construction	AFIR		15010	dexp15010	0		18,733	0	0
General Government	Capital Outlay - Purchased	Governing Body and Manager/Mayor/Clerk-Capital Outlay Purchase	AFIR		15010	eexp15010	0		0	0	0
General Government	Depreciation (Proprietary Fund)	Governing Body and Manager/Mayor/Clerk-Depreciation	AFIR		15010	fexp15010					
General Government	Payments to Other Governments	Elections-Pymts to Other Governments	AFIR		15020	aexp15020	0		0	0	0
General Government	Payments to the State of NC	Elections-Pymts to NC	AFIR		15020	bexp15020	0		0	0	0
General Government	Operating and Other Expenses	Elections-Operating	AFIR		15020	cexp15020	0		0	0	0
General Government	Capital Outlay - Construction	Elections-Capital Outlay Construction	AFIR		15020	dexp15020	0		0	0	0
General Government	Capital Outlay - Purchased	Elections-Capital Outlay Purchase	AFIR		15020	eexp15020	0		0	0	0
General Government	Depreciation (Proprietary Fund)	Elections-Depreciation	AFIR		15020	fexp15020					
General Government	Payments to Other Governments	General Public Buildings - construction, maintenance, and operation of governmental office buildings not relating to particular purpose - Report single purpose buildings at the purpose specified.- Pymts to Other Governments	AFIR		15030	aexp15030	0		0	0	0
General Government	Payments to the State of NC	General Public Buildings - construction, maintenance, and operation of governmental office buildings not relating to particular purpose - Report single purpose buildings at the purpose specified.- Pymts to NC	AFIR		15030	bexp15030	0		0	0	0
General Government	Operating and Other Expenses	General Public Buildings - construction, maintenance, and operation of governmental office buildings not relating to particular purpose - Report single purpose buildings at the purpose specified.- Operating	AFIR		15030	cexp15030	217,387		193,641	202,650	192,939
General Government	Capital Outlay - Construction	General Public Buildings - construction, maintenance, and operation of governmental office buildings not relating to particular purpose - Report single purpose buildings at the purpose specified.- Capital Outlay Construction	AFIR		15030	dexp15030	0		138,856	2,226	0
General Government	Capital Outlay - Purchased	General Public Buildings - construction, maintenance, and operation of governmental office buildings not relating to particular purpose - Report single purpose buildings at the purpose specified.- Capital Outlay Purchase	AFIR		15030	eexp15030	19,131		0	11,333	0

Label	Sub Label	Description	Source	Line1	Line2	Census	2019	2018	2017	2016	2015
General Government	Depreciation (Proprietary Fund)	General Public Buildings - construction, maintenance, and operation of governmental office buildings not relating to particular purpose - Report single purpose buildings at the purpose specified.- Depreciation	AFIR		15030	fexp15030					
General Government	Payments to Other Governments	Central Administration - other central administration not elsewhere recorded- Pymts to Other Governments	AFIR		15040	aexp15040	0		0	0	0
General Government	Payments to the State of NC	Central Administration - other central administration not elsewhere recorded- Pymts to NC	AFIR		15040	bexp15040	0		0	0	0
General Government	Operating and Other Expenses	Central Administration - other central administration not elsewhere recorded- Operating	AFIR		15040	cexp15040	269,926		233,648	205,293	194,637
General Government	Capital Outlay - Construction	Central Administration - other central administration not elsewhere recorded- Capital Outlay Construction	AFIR		15040	dexp15040	0		0	0	0
General Government	Capital Outlay - Purchased	Central Administration - other central administration not elsewhere recorded- Capital Outlay Purchase	AFIR		15040	eexp15040	55,230		28,039	62,344	25,275
General Government	Depreciation (Proprietary Fund)	Central Administration - other central administration not elsewhere recorded- Depreciation	AFIR		15040	fexp15040					
General Government	Payments to Other Governments	All Other General Government-Pymts to Other Governments	AFIR	25050	15050	aexp15050	0		506,192	0	0
General Government	Payments to the State of NC	All Other General Government-Pymts to NC	AFIR	25050	15050	bexp15050	0		0	0	0
General Government	Operating and Other Expenses	All Other General Government- Operating	AFIR	25050	15050	cexp15050	0		6,849	0	0
General Government	Capital Outlay - Construction	All Other General Government-Capital Outlay Construction	AFIR	25050	15050	dexp15050	0		0	0	0
General Government	Capital Outlay - Purchased	All Other General Government-Capital Outlay Purchase	AFIR	25050	15050	eexp15050	0		0	0	0
General Government	Depreciation (Proprietary Fund)	All Other General Government- Depreciation	AFIR	25050	15050	fexp15050	0		0	0	0
General Government	Payments to Other Governments	Legal Services - Pmts to Other Governments	AFIR	25120	15120	aexp15120	0		0	0	0
General Government	Payments to the State of NC	Legal Services-Pmts to NC	AFIR	25120	15120	bexp15120	0		0	0	0
General Government	Operating and Other Expenses	Legal Services-Operating	AFIR	25120	15120	cexp15120	0		0	0	0
General Government	Capital Outlay - Construction	Legal Services-Capital Outlay Construction	AFIR	25120	15120	dexp15120	0		0	0	0
General Government	Capital Outlay - Purchased	Legal Services-Capital Outlay Purchase	AFIR	25120	15120	eexp15120	0		0	0	0
General Government	Depreciation (Proprietary Fund)	Legal Services-Depreciation	AFIR	25120	15120	fexp15120					
General Government	Payments to Other Governments	Non-cash expenses for Compensated benefits such as leave, retiree health care, etc. - Pmts to Other Governments	AFIR	25640		aexp25640	0		0	0	0

Label	Sub Label	Description	Source	Line1	Line2	Census	2019	2018	2017	2016	2015
General Government	Payments to the State of NC	Non-cash expenses for Compensated benefits such as leave, retiree health care, etc. - Pmts to NC	AFIR	25640		bexp25640	0		0	0	0
General Government	Operating and Other Expenses	Non-cash expenses for Compensated benefits such as leave, retiree health care, etc. - Operating	AFIR	25640		cexp25640	0		0	0	0
General Government	Capital Outlay - Construction	Non-cash expenses for Compensated benefits such as leave, retiree health care, etc. - Capital Outlay Construction	AFIR	25640		dexp25640	0		0	0	0
General Government	Capital Outlay - Purchased	Non-cash expenses for Compensated benefits such as leave, retiree health care, etc. - Capital Outlay Purchase	AFIR	25640		eexp25640	0		0	0	0
General Government	Depreciation (Proprietary Fund)	Non-cash expenses for Compensated benefits such as leave, retiree health care, etc. - Depreciation	AFIR	25640		fexp25640	0		0	0	0
Public Safety	Payments to Other Governments	Sheriff / Police and emergency management and communications-Pymts to other Governments	AFIR	25060	15060	aexp15060	0		0	0	0
Public Safety	Payments to the State of NC	Sheriff / Police and emergency management and communications-Pymts to NC	AFIR	25060	15060	bexp15060	0		0	0	0
Public Safety	Operating and Other Expenses	Sheriff / Police and emergency management and communications-Operating	AFIR	25060	15060	cexp15060	3,721,764		3,202,410	3,064,042	3,071,323
Public Safety	Capital Outlay - Construction	Sheriff / Police and emergency management and communications-Capital Outlay Construction	AFIR	25060	15060	dexp15060	0		0	0	0
Public Safety	Capital Outlay - Purchased	Sheriff / Police and emergency management and communications-Capital Outlay Purchase	AFIR	25060	15060	eexp15060	177,894		131,330	133,391	98,983
Public Safety	Depreciation (Proprietary Fund)	Sheriff / Police and emergency management and communications-Depreciation	AFIR	25060	15060	fexp15060	0		0	0	0
Public Safety	Payments to Other Governments	Emergency Telephone Services Fund (ETSF) (911 fund)-Pymts to other Governments	AFIR	25070	15070	aexp15070	0		0	0	0
Public Safety	Payments to the State of NC	Emergency Telephone Services Fund (ETSF) (911 fund)-Pymts to NC	AFIR	25070	15070	bexp15070	0		0	0	0
Public Safety	Operating and Other Expenses	Emergency Telephone Services Fund (ETSF) (911 fund)-Operating	AFIR		15070	cexp15070	0		0	0	0
Public Safety	Capital Outlay - Construction	Emergency Telephone Services Fund (ETSF) (911 fund)-Capital Outlay Construction	AFIR	25070	15070	dexp15070	0		0	0	0
Public Safety	Capital Outlay - Purchased	Emergency Telephone Services Fund (ETSF) (911 fund)-Capital Outlay Purchase	AFIR	25070	15070	eexp15070	0		0	0	0
Public Safety	Depreciation (Proprietary Fund)	Emergency Telephone Services Fund (ETSF) (911 fund)-Depreciation	AFIR	25070	15070	fexp15070	0		0	0	0
Public Safety	Payments to Other Governments	Fire Protection-Pymts to other Governments	AFIR	25080	15080	aexp15080	0		0	0	0
Public Safety	Payments to the State of NC	Fire Protection-Pymts to NC	AFIR	25080	15080	bexp15080	0		0	0	0

Label	Sub Label	Description	Source	Line1	Line2	Census	2019	2018	2017	2016	2015
Public Safety	Operating and Other Expenses	Fire Protection-Operating	AFIR	25080	15080	cexp15080	1,083,816		802,722	790,426	779,143
Public Safety	Capital Outlay - Construction	Fire Protection-Capital Outlay Construction	AFIR	25080	15080	dexp15080	0		0	0	0
Public Safety	Capital Outlay - Purchased	Fire Protection-Capital Outlay Purchase	AFIR	25080	15080	eexp15080	20,040		8,640	0	8,660
Public Safety	Depreciation (Proprietary Fund)	Fire Protection-Depreciation	AFIR	25080	15080	fexp15080	0		0	0	0
Public Safety	Payments to Other Governments	Inspections-Pymts to other Governments	AFIR	25090	15090	aexp15090	0		0	0	0
Public Safety	Payments to the State of NC	Inspections-Pymts to NC	AFIR	25090	15090	bexp15090	0		0	0	0
Public Safety	Operating and Other Expenses	Inspections-Operating	AFIR	25090	15090	cexp15090	553,945		373,140	348,912	343,577
Public Safety	Capital Outlay - Construction	Inspections-Capital Outlay Construction	AFIR	25090	15090	dexp15090	0		0	0	0
Public Safety	Capital Outlay - Purchased	Inspections-Capital Outlay Purchase	AFIR	25090	15090	eexp15090	33,781		0	0	19,224
Public Safety	Depreciation (Proprietary Fund)	Inspections-Depreciation	AFIR	25090	15090	fexp15090	0		0	0	0
Public Safety	Payments to Other Governments	Rescue units-Pymts to other Governments	AFIR	25100	15100	aexp15100	0		0	0	0
Public Safety	Payments to the State of NC	Rescue units-Pymts to NC	AFIR	25100	15100	bexp15100	0		0	0	0
Public Safety	Operating and Other Expenses	Rescue units-Operating	AFIR	25100	15100	cexp15100	0		0	0	0
Public Safety	Capital Outlay - Construction	Rescue units-Capital Outlay Construction	AFIR	25100	15100	dexp15100	0		0	0	0
Public Safety	Capital Outlay - Purchased	Rescue units-Capital Outlay Purchase	AFIR	25100	15100	eexp15100	0		0	0	0
Public Safety	Depreciation (Proprietary Fund)	Rescue units-Depreciation	AFIR	25100	15100	fexp15100	0		0	0	0
Public Safety	Payments to Other Governments	Court Facilities-Pymts to other Governments	AFIR	25110	15110	aexp15110	0		0	0	0
Public Safety	Payments to the State of NC	Court Facilities-Pymts to NC	AFIR	25110	15110	bexp15110	0		0	0	0
Public Safety	Operating and Other Expenses	Court Facilities-Operating	AFIR	25110	15110	cexp15110	0		0	0	0
Public Safety	Capital Outlay - Construction	Court Facilities-Capital Outlay Construction	AFIR	25110	15110	dexp15110	0		0	0	0
Public Safety	Capital Outlay - Purchased	Court Facilities-Capital Outlay Purchase	AFIR	25110	15110	eexp15110	0		0	0	0
Public Safety	Depreciation (Proprietary Fund)	Court Facilities-Depreciation	AFIR	25110	15110	fexp15110	0		0	0	0
Public Safety	Payments to Other Governments	Jail / Correctional Institutions-Pymts to other Governments	AFIR	25130	15130	aexp15130	0		0	0	0
Public Safety	Payments to the State of NC	Jail / Correctional Institutions-Pymts to NC	AFIR	25130	15130	bexp15130	0		0	0	0
Public Safety	Operating and Other Expenses	Jail / Correctional Institutions-Operating	AFIR	25130	15130	cexp15130	0		0	0	0

Label	Sub Label	Description	Source	Line1	Line2	Census	2019	2018	2017	2016	2015
Public Safety	Capital Outlay - Construction	Jail / Correctional Institutions-Capital Outlay Construction	AFIR	25130	15130	dexp15130	0		0	0	0
Public Safety	Capital Outlay - Purchased	Jail / Correctional Institutions-Capital Outlay Purchase	AFIR	25130	15130	eexp15130	0		0	0	0
Public Safety	Depreciation (Proprietary Fund)	Jail / Correctional Institutions-Depreciation	AFIR	25130	15130	fexp15130	0		0	0	0
Public Safety	Payments to Other Governments	Other Jail / Correctional Activities-Pymts to other Governments	AFIR	25140	15140	aexp15140	0		0	0	0
Public Safety	Payments to the State of NC	Other Jail / Correctional Activities-Pymts to NC	AFIR	25140	15140	bexp15140	0		0	0	0
Public Safety	Operating and Other Expenses	Other Jail / Correctional Activities-Operating	AFIR	25140	15140	cexp15140	0		0	0	0
Public Safety	Capital Outlay - Construction	Other Jail / Correctional Activities-Capital Outlay Construction	AFIR	25140	15140	dexp15140	0		0	0	0
Public Safety	Capital Outlay - Purchased	Other Jail / Correctional Activities-Capital Outlay Purchase	AFIR	25140	15140	eexp15140	0		0	0	0
Public Safety	Depreciation (Proprietary Fund)	Other Jail / Correctional Activities-Depreciation	AFIR	25140	15140	fexp15140	0		0	0	0
Public Safety	Payments to Other Governments	All other Judicial and Public Safety including animal control-Pymts to other Governments	AFIR	25150	15150	aexp15150	0		0	0	0
Public Safety	Payments to the State of NC	All other Judicial and Public Safety including animal control-Pymts to NC	AFIR	25150	15150	bexp15150	0		0	0	0
Public Safety	Operating and Other Expenses	All other Judicial and Public Safety including animal control-Operating	AFIR	25150	15150	cexp15150	0		0	0	0
Public Safety	Capital Outlay - Construction	All other Judicial and Public Safety including animal control-Capital Outlay Construction	AFIR	25150	15150	dexp15150	0		0	0	0
Public Safety	Capital Outlay - Purchased	All other Judicial and Public Safety including animal control-Capital Outlay Purchase	AFIR	25150	15150	eexp15150	0		0	0	0
Public Safety	Depreciation (Proprietary Fund)	All other Judicial and Public Safety including animal control-Depreciation	AFIR	25150	15150	fexp15150	0		0	0	0
Transportation	Payments to Other Governments	Streets & Highways - all other except Powell bill-Pymts to other Governments	AFIR	25160	15160	aexp15160	0		0	0	0
Transportation	Payments to the State of NC	Streets & Highways - all other except Powell bill-Pymts to NC	AFIR	25160	15160	bexp15160	0		0	0	0
Transportation	Operating and Other Expenses	Streets & Highways - all other except Powell bill-Operating	AFIR	25160	15160	cexp15160	944,088		1,288,344	1,211,046	1,095,492
Transportation	Capital Outlay - Construction	Streets & Highways - all other except Powell bill-Capital Outlay Construction	AFIR	25160	15160	dexp15160	0		0	243,230	188,937
Transportation	Capital Outlay - Purchased	Streets & Highways - all other except Powell bill-Capital Outlay Purchase	AFIR	25160	15160	eexp15160	13,975		114,560	250,912	56,387
Transportation	Depreciation (Proprietary Fund)	Streets & Highways - all other except Powell bill-Depreciation	AFIR	25160	15160	fexp15160	0		0	0	0
Transportation	Payments to Other Governments	Streets & Highways - Powell bill - Pymts to other Governments	AFIR	25170	15170	aexp15170	0		0	0	0
Transportation	Payments to the State of NC	Streets & Highways - Powell bill - Pymts to NC	AFIR	25170	15170	bexp15170	0		0	0	0

Label	Sub Label	Description	Source	Line1	Line2	Census	2019	2018	2017	2016	2015
Transportation	Operating and Other Expenses	Streets & Highways - Powell bill - Operating	AFIR	25170	15170	cexp15170	393,922		0	0	0
Transportation	Capital Outlay - Construction	Streets & Highways - Powell bill - Capital Outlay Construction	AFIR	25170	15170	dexp15170	0		0	0	0
Transportation	Capital Outlay - Purchased	Streets & Highways - Powell bill - Capital Outlay Purchase	AFIR	25170	15170	eexp15170	0		0	0	0
Transportation	Depreciation (Proprietary Fund)	Streets & Highways - Powell bill - Depreciation	AFIR	25170	15170	fexp15170	0		0	0	0
Transportation	Payments to Other Governments	Mass Transit Bus, commuter rail, light rail, or subway systems-Pymts to other Governments	AFIR	25180	15180	aexp15180	0		0	0	0
Transportation	Payments to the State of NC	Mass Transit Bus, commuter rail, light rail, or subway systems-Pymts to NC	AFIR	25180	15180	bexp15180	0		0	0	0
Transportation	Operating and Other Expenses	Mass Transit Bus, commuter rail, light rail, or subway systems-Operating	AFIR	25180	15180	cexp15180	0		0	0	0
Transportation	Capital Outlay - Construction	Mass Transit Bus, commuter rail, light rail, or subway systems-Capital Outlay Construction	AFIR	25180	15180	dexp15180	0		0	0	0
Transportation	Capital Outlay - Purchased	Mass Transit Bus, commuter rail, light rail, or subway systems-Capital Outlay Purchase	AFIR	25180	15180	eexp15180	0		0	0	0
Transportation	Depreciation (Proprietary Fund)	Mass Transit Bus, commuter rail, light rail, or subway systems-Depreciation	AFIR	25180	15180	fexp15180	0		0	0	0
Transportation	Payments to Other Governments	Airport-Pymts to other Governments	AFIR	25190	15190	aexp15190	0		0	0	0
Transportation	Payments to the State of NC	Airport-Pymts to NC	AFIR	25190	15190	bexp15190	0		0	0	0
Transportation	Operating and Other Expenses	Airport-Operating	AFIR	25190	15190	cexp15190	0		0	0	0
Transportation	Capital Outlay - Construction	Airport-Capital Outlay Construction	AFIR	25190	15190	dexp15190	0		0	0	0
Transportation	Capital Outlay - Purchased	Airport-Capital Outlay Purchase	AFIR	25190	15190	eexp15190	0		0	0	0
Transportation	Depreciation (Proprietary Fund)	Airport-Depreciation	AFIR	25190	15190	fexp15190	0		0	0	0
Transportation	Payments to Other Governments	Sea and inland port facilities-Pymts to other Governments	AFIR	25200	15200	aexp15200	0		0	0	0
Transportation	Payments to the State of NC	Sea and inland port facilities-Pymts to NC	AFIR	25200	15200	bexp15200	0		0	0	0
Transportation	Operating and Other Expenses	Sea and inland port facilities-Operating	AFIR	25200	15200	cexp15200	0		0	0	0
Transportation	Capital Outlay - Construction	Sea and inland port facilities-Capital Outlay Construction	AFIR	25200	15200	dexp15200	0		0	0	0
Transportation	Capital Outlay - Purchased	Sea and inland port facilities-Capital Outlay Purchase	AFIR	25200	15200	eexp15200	0		0	0	0
Transportation	Depreciation (Proprietary Fund)	Sea and inland port facilities-Depreciation	AFIR	25200	15200	fexp15200	0		0	0	0
Transportation	Payments to Other Governments	Parking Facilities - garages, parking lots, and all purchases and maintenance of meters, etc.-Pymts to other Governments	AFIR	25210	15210	aexp15210	0		0	0	0

Label	Sub Label	Description	Source	Line1	Line2	Census	2019	2018	2017	2016	2015
Transportation	Payments to the State of NC	Parking Facilities - garages, parking lots, and all purchases and maintenance of meters, etc.-Pymts to NC	AFIR	25210	15210	bexp15210	0		0	0	0
Transportation	Operating and Other Expenses	Parking Facilities - garages, parking lots, and all purchases and maintenance of meters, etc.-Operating	AFIR	25210	15210	cexp15210	0		0	0	0
Transportation	Capital Outlay - Construction	Parking Facilities - garages, parking lots, and all purchases and maintenance of meters, etc.-Capital Outlay Construction	AFIR	25210	15210	dexp15210	0		0	0	0
Transportation	Capital Outlay - Purchased	Parking Facilities - garages, parking lots, and all purchases and maintenance of meters, etc.-Capital Outlay Purchase	AFIR	25210	15210	eexp15210	0		0	0	0
Transportation	Depreciation (Proprietary Fund)	Parking Facilities - garages, parking lots, and all purchases and maintenance of meters, etc.-Depreciation	AFIR	25210	15210	fexp15210	0		0	0	0
Transportation	Payments to Other Governments	All other transportation-Pymts to other Governments	AFIR	25220	15220	aexp15220	0		0	0	0
Transportation	Payments to the State of NC	All other transportation-Pymts to NC	AFIR	25220	15220	bexp15220	0		0	0	0
Transportation	Operating and Other Expenses	All other transportation-Operating	AFIR	25220	15220	cexp15220	0		0	0	0
Transportation	Capital Outlay - Construction	All other transportation-Capital Outlay Construction	AFIR	25220	15220	dexp15220	0		0	0	0
Transportation	Capital Outlay - Purchased	All other transportation-Capital Outlay Purchase	AFIR	25220	15220	eexp15220	0		0	0	0
Transportation	Depreciation (Proprietary Fund)	All other transportation-Depreciation	AFIR	25220	15220	fexp15220	0		0	0	0
Human Services	Payments to Other Governments	Health-Pymts to other Governments	AFIR	25230	15230	aexp15230	0		0	0	0
Human Services	Payments to the State of NC	Health-Pymts to NC	AFIR	25230	15230	bexp15230	0		0	0	0
Human Services	Operating and Other Expenses	Health-Operating	AFIR	25230	15230	cexp15230	0		0	0	0
Human Services	Capital Outlay - Construction	Health-Capital Outlay Construction	AFIR	25230	15230	dexp15230	0		0	0	0
Human Services	Capital Outlay - Purchased	Health-Capital Outlay Purchase	AFIR	25230	15230	eexp15230	0		0	0	0
Human Services	Depreciation (Proprietary Fund)	Health-Depreciation	AFIR	25230	15230	fexp15230	0		0	0	0
Human Services	Payments to Other Governments	Mental Health-Pymts to other Governments	AFIR	25240	15240	aexp15240	0		0	0	0
Human Services	Payments to the State of NC	Mental Health-Pymts to NC	AFIR	25240	15240	bexp15240	0		0	0	0
Human Services	Operating and Other Expenses	Mental Health-Operating	AFIR	25240	15240	cexp15240	0		0	0	0
Human Services	Capital Outlay - Construction	Mental Health-Capital Outlay Construction	AFIR	25240	15240	dexp15240	0		0	0	0
Human Services	Capital Outlay - Purchased	Mental Health-Capital Outlay Purchase	AFIR	25240	15240	eexp15240	0		0	0	0

Label	Sub Label	Description	Source	Line1	Line2	Census	2019	2018	2017	2016	2015
Human Services	Depreciation (Proprietary Fund)	Mental Health-Depreciation	AFIR	25240	15240	fexp15240	0		0	0	0
Human Services	Payments to Other Governments	TANF Payment paid to DHR-Pymts to other Governments	AFIR	25250	15250	aexp15250					
Human Services	Payments to the State of NC	TANF Payment paid to DHR-Pymts to NC	AFIR	25250	15250	bexp15250	0		0	0	0
Human Services	Operating and Other Expenses	TANF Payment paid to DHR-Operating	AFIR	25250	15250	cexp15250					
Human Services	Capital Outlay - Construction	TANF Payment paid to DHR-Capital Outlay Construction	AFIR	25250	15250	dexp15250					
Human Services	Capital Outlay - Purchased	TANF Payment paid to DHR-Capital Outlay Purchase	AFIR	25250	15250	eexp15250					
Human Services	Depreciation (Proprietary Fund)	TANF Payment paid to DHR-Depreciation	AFIR	25250	15250	fexp15250					
Human Services	Payments to Other Governments	Special Assistance to Adults paid to DHR-Pymts to other Governments	AFIR	25260	15260	aexp15260					
Human Services	Payments to the State of NC	Special Assistance to Adults paid to DHR-Pymts to NC	AFIR	25260	15260	bexp15260	0		0	0	0
Human Services	Operating and Other Expenses	Special Assistance to Adults paid to DHR-Operating	AFIR	25260	15260	cexp15260					
Human Services	Capital Outlay - Construction	Special Assistance to Adults paid to DHR-Capital Outlay Construction	AFIR	25260	15260	dexp15260					
Human Services	Capital Outlay - Purchased	Special Assistance to Adults paid to DHR-Capital Outlay Purchase	AFIR	25260	15260	eexp15260					
Human Services	Depreciation (Proprietary Fund)	Special Assistance to Adults paid to DHR-Depreciation	AFIR	25260	15260	fexp15260					
Human Services	Payments to Other Governments	All other Social Services - administration-Pymts to other Governments	AFIR	25270	15270	aexp15270	0		0	0	0
Human Services	Payments to the State of NC	All other Social Services - administration-Pymts to NC	AFIR	25270	15270	bexp15270	0		0	0	0
Human Services	Operating and Other Expenses	All other Social Services - administration-Operating	AFIR	25270	15270	cexp15270	0		0	0	0
Human Services	Capital Outlay - Construction	All other Social Services - administration-Capital Outlay Construction	AFIR	25270	15270	dexp15270	0		0	0	0
Human Services	Capital Outlay - Purchased	All other Social Services - administration-Capital Outlay Purchase	AFIR	25270	15270	eexp15270	0		0	0	0
Human Services	Depreciation (Proprietary Fund)	All other Social Services - administration-Depreciation	AFIR	25270	15270	fexp15270	0		0	0	0
Human Services	Payments to Other Governments	All other Social Services - direct assistance programs-Pymts to other Governments	AFIR	25280	15280	aexp15280					
Human Services	Payments to the State of NC	All other Social Services - direct assistance programs-Pymts to NC	AFIR	25280	15280	bexp15280					
Human Services	Operating and Other Expenses	All other Social Services - direct assistance programs-Operating	AFIR	25280	15280	cexp15280	0		0	0	0
Human Services	Capital Outlay - Construction	All other Social Services - direct assistance programs-Capital Outlay Construction	AFIR	25280	15280	dexp15280					

Label	Sub Label	Description	Source	Line1	Line2	Census	2019	2018	2017	2016	2015
Human Services	Capital Outlay - Purchased	All other Social Services - direct assistance programs-Capital Outlay Purchase	AFIR	25280	15280	eexp15280					
Human Services	Depreciation (Proprietary Fund)	All other Social Services - direct assistance programs-Depreciation	AFIR	25280	15280	fexp15280					
Human Services	Payments to Other Governments	Hospitals- Owed by your unit of government-Pymts to other Governments	AFIR	25290	15290	aexp15290	0		0	0	0
Human Services	Payments to the State of NC	Hospitals- Owed by your unit of government-Pymts to NC	AFIR	25290	15290	bexp15290	0		0	0	0
Human Services	Operating and Other Expenses	Hospitals- Owed by your unit of government-Operating	AFIR	25290	15290	cexp15290	0		0	0	0
Human Services	Capital Outlay - Construction	Hospitals- Owed by your unit of government-Capital Outlay Construction	AFIR	25290	15290	dexp15290	0		0	0	0
Human Services	Capital Outlay - Purchased	Hospitals- Owed by your unit of government-Capital Outlay Purchase	AFIR	25290	15290	eexp15290	0		0	0	0
Human Services	Depreciation (Proprietary Fund)	Hospitals- Owed by your unit of government-Depreciation	AFIR	25290	15290	fexp15290	0		0	0	0
Human Services	Payments to Other Governments	Private Hospitals-Pymts to other Governments	AFIR	25300	15300	aexp15300	0		0	0	0
Human Services	Payments to the State of NC	Private Hospitals-Pymts to NC	AFIR	25300	15300	bexp15300	0		0	0	0
Human Services	Operating and Other Expenses	Private Hospitals-Operating	AFIR	25300	15300	cexp15300	0		0	0	0
Human Services	Capital Outlay - Construction	Private Hospitals-Capital Outlay Construction	AFIR	25300	15300	dexp15300	0		0	0	0
Human Services	Capital Outlay - Purchased	Private Hospitals-Capital Outlay Purchase	AFIR	25300	15300	eexp15300	0		0	0	0
Human Services	Depreciation (Proprietary Fund)	Private Hospitals-Depreciation	AFIR	25300	15300	fexp15300	0		0	0	0
Human Services	Payments to Other Governments	All Other Human Services including Legal Aid-Pymts to other Governments	AFIR	25310	15310	aexp15310	0		0	0	0
Human Services	Payments to the State of NC	All Other Human Services including Legal Aid-Pymts to other Governments	AFIR	25310	15310	bexp15310	0		0	0	0
Human Services	Operating and Other Expenses	All Other Human Services including Legal Aid-Operating	AFIR	25310	15310	cexp15310	0		0	0	0
Human Services	Capital Outlay - Construction	All Other Human Services including Legal Aid-Capital Outlay Construction	AFIR	25310	15310	dexp15310	0		0	0	0
Human Services	Capital Outlay - Purchased	All Other Human Services including Legal Aid-Capital Outlay Purchase	AFIR	25310	15310	eexp15310	0		0	0	0
Human Services	Depreciation (Proprietary Fund)	All Other Human Services including Legal Aid-Depreciation	AFIR	25310	15310	fexp15310	0		0	0	0
Utility	Payments to Other Governments	Water Supply System-Pymts to other Governments	AFIR	25320	15320	aexp15320	0		0	0	0
Utility	Payments to the State of NC	Water Supply System-Pymts to NC	AFIR	25320	15320	bexp15320	0		0	0	0
Utility	Operating and Other Expenses	Water Supply System-Operating	AFIR	25320	15320	cexp15320	3,454,101		3,428,276	4,016,391	6,338,209
Utility	Capital Outlay - Construction	Water Supply System-Capital Outlay Construction	AFIR	25320	15320	dexp15320	64,899		21,740	68,248	0

Label	Sub Label	Description	Source	Line1	Line2	Census	2019	2018	2017	2016	2015
Utility	Capital Outlay - Purchased	Water Supply System-Capital Outlay Purchase	AFIR	25320	15320	eexp15320	238,532		28,450	275,969	38,589
Utility	Depreciation (Proprietary Fund)	Water Supply System-Depreciation	AFIR	25320	15320	fexp15320	479,233		418,299	409,478	367,112
Utility	Payments to Other Governments	Sewerage Systems-Pymts to other Governments	AFIR	25330	15330	aexp15330	0		0	0	0
Utility	Payments to the State of NC	Sewerage Systems-Pymts to NC	AFIR	25330	15330	bexp15330	0		0	0	0
Utility	Operating and Other Expenses	Sewerage Systems-Operating	AFIR	25330	15330	cexp15330	2,035,711		1,323,977	1,266,518	1,046,734
Utility	Capital Outlay - Construction	Sewerage Systems-Capital Outlay Construction	AFIR	25330	15330	dexp15330	231,015		93,564	139,608	63,500
Utility	Capital Outlay - Purchased	Sewerage Systems-Capital Outlay Purchase	AFIR	25330	15330	eexp15330	33,742		44,034	58,825	171,251
Utility	Depreciation (Proprietary Fund)	Sewerage Systems-Depreciation	AFIR	25330	15330	fexp15330	502,869		476,647	477,373	490,214
Utility	Payments to Other Governments	Electric Supply Systems-Pymts to other Governments	AFIR	25340	15340	aexp15340	0		0	0	0
Utility	Payments to the State of NC	Electric Supply Systems-Pymts to NC	AFIR	25340	15340	bexp15340	0		0	0	0
Utility	Operating and Other Expenses	Electric Supply Systems-Operating	AFIR	25340	15340	cexp15340	0		0	0	0
Utility	Capital Outlay - Construction	Electric Supply Systems-Capital Outlay Construction	AFIR	25340	15340	dexp15340	0		0	0	0
Utility	Capital Outlay - Purchased	Electric Supply Systems-Capital Outlay Purchase	AFIR	25340	15340	eexp15340	0		0	0	0
Utility	Depreciation (Proprietary Fund)	Electric Supply Systems-Depreciation	AFIR	25340	15340	fexp15340	0		0	0	0
Utility	Payments to Other Governments	Natural gas supply system-Pymts to other Governments	AFIR	25350	15350	aexp15350	0		0	0	0
Utility	Payments to the State of NC	Natural gas supply system-Pymts to NC	AFIR	25350	15350	bexp15350	0		0	0	0
Utility	Operating and Other Expenses	Natural gas supply system-Operating	AFIR	25350	15350	cexp15350	0		0	0	0
Utility	Capital Outlay - Construction	Natural gas supply system-Capital Outlay Construction	AFIR	25350	15350	dexp15350	0		0	0	0
Utility	Capital Outlay - Purchased	Natural gas supply system-Capital Outlay Purchase	AFIR	25350	15350	eexp15350	0		0	0	0
Utility	Depreciation (Proprietary Fund)	Natural gas supply system-Depreciation	AFIR	25350	15350	fexp15350	0		0	0	0
Utility	Payments to Other Governments	Storm Water-Pymts to other Governments	AFIR	25360	15360	aexp15360	0		0	0	0
Utility	Payments to the State of NC	Storm Water-Pymts to NC	AFIR	25360	15360	bexp15360	0		0	0	0
Utility	Operating and Other Expenses	Storm Water-Operating	AFIR	25360	15360	cexp15360	0		0	0	0
Utility	Capital Outlay - Construction	Storm Water-Capital Outlay Construction	AFIR	25360	15360	dexp15360	0		0	0	0
Utility	Capital Outlay - Purchased	Storm Water-Capital Outlay Purchase	AFIR	25360	15360	eexp15360	0		0	0	0

Label	Sub Label	Description	Source	Line1	Line2	Census	2019	2018	2017	2016	2015
Utility	Depreciation (Proprietary Fund)	Storm Water-Depreciation	AFIR	25360	15360	fexp15360	0		0	0	0
Utility	Payments to Other Governments	All Other utilities - cemeteries-Pymts to other Governments	AFIR	25370	15370	aexp15370	0		0	0	0
Utility	Payments to the State of NC	All Other utilities - cemeteries-Pymts to NC	AFIR	25370	15370	bexp15370	0		0	0	0
Utility	Operating and Other Expenses	All Other utilities - cemeteries-Operating	AFIR	25370	15370	cexp15370	0		0	0	0
Utility	Capital Outlay - Construction	All Other utilities - cemeteries-Capital Outlay Construction	AFIR	25370	15370	dexp15370	0		8,454	0	0
Utility	Capital Outlay - Purchased	All Other utilities - cemeteries-Capital Outlay Purchase	AFIR	25370	15370	eexp15370	64,483		0	0	0
Utility	Depreciation (Proprietary Fund)	All Other utilities - cemeteries-Depreciation	AFIR	25370	15370	fexp15370	0		0	0	0
Debt Service	Governmental Fund	School Debt-Gov. Principal	AFIR	25480	15480	gov.prin.exp15480	0		0	0	0
Debt Service	Governmental Fund	School Debt-Gov Interest	AFIR	25480	15480	gov.int.exp15480	0		0	0	0
Debt Service	Governmental Fund	Community College Debt-Gov. Principal	AFIR	25490	15490	gov.prin.exp15490	0		0	0	0
Debt Service	Governmental Fund	Community College Debt-Gov Interest	AFIR	25490	15490	gov.int.exp15490	0		0	0	0
Debt Service	Governmental Fund	Hospital Debt-Gov. Principal	AFIR	25500	15500	gov.prin.exp15500	0		0	0	0
Debt Service	Governmental Fund	Hospital Debt-Gov Interest	AFIR	25500	15500	gov.int.exp15500	0		0	0	0
Debt Service	Governmental Fund	Water Debt-Gov. Principal	AFIR	25510	15510	gov.prin.exp15510	0		0	0	0
Debt Service	Governmental Fund	Water Debt-Gov Interest	AFIR	25510	15510	gov.int.exp15510	0		0	0	0
Debt Service	Governmental Fund	Sewer Debt-Gov. Principal	AFIR	25520	15520	gov.prin.exp15520	0		0	0	0
Debt Service	Governmental Fund	Sewer Debt-Gov Interest	AFIR	25520	15520	gov.int.exp15520	0		0	0	0
Debt Service	Governmental Fund	Electric Debt-Gov. Principal	AFIR	25530	15530	gov.prin.exp15530	0		0	0	0
Debt Service	Governmental Fund	Electric Debt-Gov Interest	AFIR	25530	15530	gov.int.exp15530	0		0	0	0
Debt Service	Governmental Fund	Gas Debt-Gov. Principal	AFIR	25540	15540	gov.prin.exp15540	0		0	0	0
Debt Service	Governmental Fund	Gas Debt-Gov Interest	AFIR	25540	15540	gov.int.exp15540	0		0	0	0
Debt Service	Governmental Fund	Other Debt-Gov. Principal	AFIR	25550	15550	gov.prin.exp15550	0		0	0	0
Debt Service	Governmental Fund	Other Debt-Gov Interest	AFIR	25550	15550	gov.int.exp15550	0		0	0	0
Debt Service	Proprietary Fund	School Debt-Prop. Fees	AFIR	25480		prop.pfee.exp25440	0		0	0	0
Debt Service	Proprietary Fund	School Debt-Prop. Int.	AFIR	25480		prop.int.exp25440	0		0	0	0

Label	Sub Label	Description	Source	Line1	Line2	Census	2019	2018	2017	2016	2015
Debt Service	Proprietary Fund	School Debt-Prop. Prin.	AFIR	25480		prop.prin.exp25440	0		0	0	0
Debt Service	Proprietary Fund	Community College Debt-Prop. Fees	AFIR	25490		prop.pfee.exp25450	0		0	0	0
Debt Service	Proprietary Fund	Community College Debt-Prop. Int.	AFIR	25490		prop.int.exp25450	0		0	0	0
Debt Service	Proprietary Fund	Community College Debt-Prop. Prin.	AFIR	25490		prop.prin.exp25450	0		0	0	0
Debt Service	Proprietary Fund	Hospital Debt-Prop. Fees	AFIR	25500		prop.pfee.exp25460	0		0	0	0
Debt Service	Proprietary Fund	Hospital Debt-Prop. Int.	AFIR	25500		prop.int.exp25460	0		0	0	0
Debt Service	Proprietary Fund	Hospital Debt-Prop. Prin.	AFIR	25500		prop.prin.exp25460	0		0	0	0
Debt Service	Proprietary Fund	Water Debt-Prop. Fees	AFIR	25510		prop.pfee.exp25470	0		0	0	0
Debt Service	Proprietary Fund	Water Debt-Prop. Int.	AFIR	25510		prop.int.exp25470	102,687		0	129,123	86,313
Debt Service	Proprietary Fund	Water Debt-Prop. Prin.	AFIR	25510		prop.prin.exp25470	298,672		0	752,672	666,813
Debt Service	Proprietary Fund	Sewer Debt-Prop. Fees	AFIR	25520		prop.pfee.exp25480	0		0	160	206
Debt Service	Proprietary Fund	Sewer Debt-Prop. Int.	AFIR	25520		prop.int.exp25480	21,648		117,650	67,382	91,204
Debt Service	Proprietary Fund	Sewer Debt-Prop. Prin.	AFIR	25520		prop.prin.exp25480	233,128		283,672	666,812	514,671
Debt Service	Proprietary Fund	Electric Debt-Prop. Fees	AFIR	25530		prop.pfee.exp25490	0		159	0	0
Debt Service	Proprietary Fund	Electric Debt-Prop. Int.	AFIR	25530		prop.int.exp25490	0		48,451	0	0
Debt Service	Proprietary Fund	Electric Debt-Prop. Prin.	AFIR	25530		prop.prin.exp25490	0		666,812	0	0
Debt Service	Proprietary Fund	Gas Debt-Prop. Fees	AFIR	25540		prop.pfee.exp25500	0		0	0	0
Debt Service	Proprietary Fund	Gas Debt-Prop. Int.	AFIR	25540		prop.int.exp25500	0		0	0	0
Debt Service	Proprietary Fund	Gas Debt-Prop. Prin.	AFIR	25540		prop.prin.exp25500	0		0	0	0
Debt Service	Proprietary Fund	Other Debt-Prop. Fees	AFIR	25550		prop.pfee.exp25510	0		0	0	0
Debt Service	Proprietary Fund	Other Debt-Prop. Int.	AFIR	25550		prop.int.exp25510	0		0	0	0
Debt Service	Proprietary Fund	Other Debt-Prop. Prin.	AFIR	25550		prop.prin.exp25510	0		0	0	0
All Other Expenditures	Payments to Other Governments	Economic & Physical Development-Planning, Zoning, Community Development, HUD,JTPA-Pymts to other Governments	AFIR	25400	15400	aexp15400	0		0	0	0
All Other Expenditures	Payments to the State of NC	Economic & Physical Development-Planning, Zoning, Community Development, HUD,JTPA-Pymts to NC	AFIR	25400	15400	bexp15400	0		0	0	0

Label	Sub Label	Description	Source	Line1	Line2	Census	2019	2018	2017	2016	2015
All Other Expenditures	Operating and Other Expenses	Economic & Physical Development-Planning, Zoning, Community Development, HUD,JTPA-Operating	AFIR	25400	15400	cexp15400	0		0	0	0
All Other Expenditures	Capital Outlay - Construction	Economic & Physical Development-Planning, Zoning, Community Development, HUD,JTPA-Capital Outlay Construction	AFIR	25400	15400	dexp15400	0		0	938,564	3,261,787
All Other Expenditures	Capital Outlay - Purchased	Economic & Physical Development-Planning, Zoning, Community Development, HUD,JTPA-Capital Outlay Purchase	AFIR	25400	15400	eexp15400	0		0	0	0
All Other Expenditures	Depreciation (Proprietary Fund)	Economic & Physical Development-Planning, Zoning, Community Development, HUD,JTPA-Depreciation	AFIR	25400	15400	fexp15400	0		0	0	0
All Other Expenditures	Payments to Other Governments	Parks and Recreation-Pymts to other Governments	AFIR	25410	15410	aexp15410	0		0	0	0
All Other Expenditures	Payments to the State of NC	Parks and Recreation-Pymts to NC	AFIR	25410	15410	bexp15410	0		0	0	0
All Other Expenditures	Operating and Other Expenses	Parks and Recreation-Operating	AFIR	25410	15410	cexp15410	1,865,240		1,696,400	1,549,403	1,579,818
All Other Expenditures	Capital Outlay - Construction	Parks and Recreation-Capital Outlay Construction	AFIR	25410	15410	dexp15410	320,322		753,243	27,510	31,122
All Other Expenditures	Capital Outlay - Purchased	Parks and Recreation-Capital Outlay Purchase	AFIR	25410	15410	eexp15410	139,281		21,725	6,000	21,034
All Other Expenditures	Depreciation (Proprietary Fund)	Parks and Recreation-Depreciation	AFIR	25410	15410	fexp15410	0		0	0	0
All Other Expenditures	Payments to Other Governments	Libraries-Pymts to other Governments	AFIR	25420	15420	aexp15420	0		0	0	0
All Other Expenditures	Payments to the State of NC	Libraries-Pymts to NC	AFIR	25420	15420	bexp15420	0		0	0	0
All Other Expenditures	Operating and Other Expenses	Libraries-Operating	AFIR	25420	15420	cexp15420	0		0	0	0
All Other Expenditures	Capital Outlay - Construction	Libraries-Capital Outlay Construction	AFIR	25420	15420	dexp15420	0		0	0	0
All Other Expenditures	Capital Outlay - Purchased	Libraries-Capital Outlay Purchase	AFIR	25420	15420	eexp15420	0		0	0	0
All Other Expenditures	Depreciation (Proprietary Fund)	Libraries-Depreciation	AFIR	25420	15420	fexp15420	0		0	0	0
All Other Expenditures	Payments to Other Governments	Coliseums, Museums, etc.- all cultural-Pymts to other Governments	AFIR	25430	15430	aexp15430	0		0	0	0
All Other Expenditures	Payments to the State of NC	Coliseums, Museums, etc.- all cultural-Pymts to NC	AFIR	25430	15430	bexp15430	0		0	0	0
All Other Expenditures	Operating and Other Expenses	Coliseums, Museums, etc.- all cultural-Operating	AFIR	25430	15430	cexp15430	0		0	0	0
All Other Expenditures	Capital Outlay - Construction	Coliseums, Museums, etc.- all cultural-Capital Outlay Construction	AFIR	25430	15430	dexp15430	0		0	0	0
All Other Expenditures	Capital Outlay - Purchased	Coliseums, Museums, etc.- all cultural-Capital Outlay Purchase	AFIR	25430	15430	eexp15430	0		0	0	0
All Other Expenditures	Depreciation (Proprietary Fund)	Coliseums, Museums, etc.- all cultural-Depreciation	AFIR	25430	15430	fexp15430	0		0	0	0

Label	Sub Label	Description	Source	Line1	Line2	Census	2019	2018	2017	2016	2015
All Other Expenditures	Payments to Other Governments	Solid Waste / collection, street cleaning and landfill-Pymts to other Governments	AFIR	25440	15440	aexp15440	0		0	0	0
All Other Expenditures	Payments to the State of NC	Solid Waste / collection, street cleaning and landfill-Pymts to NC	AFIR	25440	15440	bexp15440	0		0	0	0
All Other Expenditures	Operating and Other Expenses	Solid Waste / collection, street cleaning and landfill-Operating	AFIR	25440	15440	cexp15440	749,493		602,203	594,647	567,556
All Other Expenditures	Capital Outlay - Construction	Solid Waste / collection, street cleaning and landfill-Capital Outlay Construction	AFIR	25440	15440	dexp15440	0		0	0	0
All Other Expenditures	Capital Outlay - Purchased	Solid Waste / collection, street cleaning and landfill-Capital Outlay Purchase	AFIR	25440	15440	eexp15440	260,917		252,817	0	0
All Other Expenditures	Depreciation (Proprietary Fund)	Solid Waste / collection, street cleaning and landfill-Depreciation	AFIR	25440	15440	fexp15440	0		0	0	0
All Other Expenditures	Payments to Other Governments	Landfill/solid waste closure/postclosure expense - non cash - Pmts to Other Governments	AFIR	25650		aexp25650	0		0	0	0
All Other Expenditures	Payments to the State of NC	Landfill/solid waste closure/postclosure expense - non cash - Pmts to NC	AFIR	25650		bexp25650	0		0	0	0
All Other Expenditures	Operating and Other Expenses	Landfill/solid waste closure/postclosure expense - non cash - Operating	AFIR	25650		cexp25650	0		0	0	0
All Other Expenditures	Capital Outlay - Construction	Landfill/solid waste closure/postclosure expense - non cash - Capital Outlay Construction	AFIR	25650		dexp25650	0		0	0	0
All Other Expenditures	Capital Outlay - Purchased	Landfill/solid waste closure/postclosure expense - non cash - Capital Outlya Purchase	AFIR	25650		eexp25650	0		0	0	0
All Other Expenditures	Depreciation (Proprietary Fund)	Landfill/solid waste closure/postclosure expense - non cash - Depreciation	AFIR	25650		fexp25650	0		0	0	0
All Other Expenditures	Payments to Other Governments	Drainage & Watershed-Pymts to other Governments	AFIR	25450	15450	aexp15450	0		0	0	0
All Other Expenditures	Payments to the State of NC	Drainage & Watershed-Pymts to NC	AFIR	25450	15450	bexp15450	0		0	0	0
All Other Expenditures	Operating and Other Expenses	Drainage & Watershed-Operating	AFIR	25450	15450	cexp15450	0		0	0	0
All Other Expenditures	Capital Outlay - Construction	Drainage & Watershed-Capital Outlay Construction	AFIR	25450	15450	dexp15450	0		0	0	0
All Other Expenditures	Capital Outlay - Purchased	Drainage & Watershed-Capital Outlay Purchase	AFIR	25450	15450	eexp15450	0		0	0	0
All Other Expenditures	Depreciation (Proprietary Fund)	Drainage & Watershed-Depreciation	AFIR	25450	15450	fexp15450	0		0	0	0
All Other Expenditures	Payments to Other Governments	All other Natural Resources/environmental-Pymts to other Governments	AFIR	25460	15460	aexp15460	0		0	0	0
All Other Expenditures	Payments to the State of NC	All other Natural Resources/environmental-Pymts to NC	AFIR	25460	15460	bexp15460	0		0	0	0
All Other Expenditures	Operating and Other Expenses	All other Natural Resources/environmental-Operating	AFIR	25460	15460	cexp15460	862,837		680,385	625,342	0
All Other Expenditures	Capital Outlay - Construction	All other Natural Resources/environmental-Capital Outlay Construction	AFIR	25460	15460	dexp15460	0		0	0	0

Label	Sub Label	Description	Source	Line1	Line2	Census	2019	2018	2017	2016	2015
All Other Expenditures	Capital Outlay - Purchased	All other Natural Resources/environmental-Capital Outlay Purchase	AFIR	25460	15460	eexp15460	0		0	17,415	0
All Other Expenditures	Depreciation (Proprietary Fund)	All other Natural Resources/environmental-Depreciation	AFIR	25460	15460	fexp15460	0		0	0	0
All Other Expenditures	Payments to Other Governments	All Other-(including unallocated Fringe Benefits) - Pymts to other Governments	AFIR	25470	15470	aexp15470	0		0	0	0
All Other Expenditures	Payments to the State of NC	All Other-(including unallocated Fringe Benefits) - Pymts to NC	AFIR	25470	15470	bexp15470	0		0	0	0
All Other Expenditures	Operating and Other Expenses	All Other-(including unallocated Fringe Benefits) - Operating	AFIR	25470	15470	cexp15470	0		0	0	808,832
All Other Expenditures	Capital Outlay - Construction	All Other-(including unallocated Fringe Benefits) - Capital Outlay Construction	AFIR	25470	15470	dexp15470	0		0	0	0
All Other Expenditures	Capital Outlay - Purchased	All Other-(including unallocated Fringe Benefits) - Capital Outlay Purchase	AFIR	25470	15470	eexp15470	0		0	0	0
All Other Expenditures	Depreciation (Proprietary Fund)	All Other-(including unallocated Fringe Benefits) - Depreciation	AFIR	25470	15470	fexp15470	0		0	0	0
All Other Expenditures	Payments to Other Governments	School - All educational expenditures for K thru high school including current expense, capital outlay, timber receipts, teacher supplements, etc.- Pymts to other Governments	AFIR	25380	15380	aexp15380					
All Other Expenditures	Payments to the State of NC	School - All educational expenditures for K thru high school including current expense, capital outlay, timber receipts, teacher supplements, etc.- Pymts to NC	AFIR	25380	15380	bexp15380					
All Other Expenditures	Operating and Other Expenses	School - All educational expenditures for K thru high school including current expense, capital outlay, timber receipts, teacher supplements, etc.- Operating	AFIR	25380	15380	cexp15380					
All Other Expenditures	Capital Outlay - Construction	School - All educational expenditures for K thru high school including current expense, capital outlay, timber receipts, teacher supplements, etc.- Capital Outlay Construction	AFIR	25380	15380	dexp15380					
All Other Expenditures	Capital Outlay - Purchased	School - All educational expenditures for K thru high school including current expense, capital outlay, timber receipts, teacher supplements, etc.- Capital Outlay Purchase	AFIR	25380	15380	eexp15380					
All Other Expenditures	Depreciation (Proprietary Fund)	School - All educational expenditures for K thru high school including current expense, capital outlay, timber receipts, teacher supplements, etc.- Depreciation	AFIR	25380	15380	fexp15380					
All Other Expenditures	Payments to Other Governments	School - Local Current Expense for K thru high school including current expense, timber receipts, teacher supplements, etc. Exclude school capital outlay, debt service on school financings and supplemental school taxes	AFIR	25381	15381	aexp15381	0		0	0	0

Label	Sub Label	Description	Source	Line1	Line2	Census	2019	2018	2017	2016	2015
All Other Expenditures	Payments to the State of NC	School - Local Current Expense for K thru high school including current expense, timber receipts, teacher supplements, etc. Exclude school capital outlay, debt service on school financings and supplemental school taxes	AFIR	25381	15381	bexp15381	0		0	0	0
All Other Expenditures	Operating and Other Expenses	School - Local Current Expense for K thru high school including current expense, timber receipts, teacher supplements, etc. Exclude school capital outlay, debt service on school financings and supplemental school taxes	AFIR	25381	15381	cexp15381	0		0	0	0
All Other Expenditures	Capital Outlay - Construction	School - Local Current Expense for K thru high school including current expense, timber receipts, teacher supplements, etc. Exclude school capital outlay, debt service on school financings and supplemental school taxes	AFIR	25381	15381	dexp15381	0		0	0	0
All Other Expenditures	Capital Outlay - Purchased	School - Local Current Expense for K thru high school including current expense, timber receipts, teacher supplements, etc. Exclude school capital outlay, debt service on school financings and supplemental school taxes	AFIR	25381	15381	eexp15381	0		0	0	0
All Other Expenditures	Depreciation (Proprietary Fund)	School - Local Current Expense for K thru high school including current expense, timber receipts, teacher supplements, etc. Exclude school capital outlay, debt service on school financings and supplemental school taxes	AFIR	25381	15381	fexp15381	0		0	0	0
All Other Expenditures	Payments to Other Governments	School - Capital Outlay for K thru high school. Exclude local current expense and debt service for school debt financings	AFIR	25382	15382	aexp15382	0		0	0	0
All Other Expenditures	Payments to the State of NC	School - Capital Outlay for K thru high school. Exclude local current expense and debt service for school debt financings	AFIR	25382	15382	bexp15382	0		0	0	0
All Other Expenditures	Operating and Other Expenses	School - Capital Outlay for K thru high school. Exclude local current expense and debt service for school debt financings	AFIR	25382	15382	cexp15382	0		0	0	0
All Other Expenditures	Capital Outlay - Construction	School - Capital Outlay for K thru high school. Exclude local current expense and debt service for school debt financings	AFIR	25382	15382	dexp15382	0		0	0	0
All Other Expenditures	Capital Outlay - Purchased	School - Capital Outlay for K thru high school. Exclude local current expense and debt service for school debt financings	AFIR	25382	15382	eexp15382	0		0	0	0

Label	Sub Label	Description	Source	Line1	Line2	Census	2019	2018	2017	2016	2015
All Other Expenditures	Depreciation (Proprietary Fund)	School - Capital Outlay for K thru high school. Exclude local current expense and debt service for school debt financings	AFIR	25382	15382	fexp15382	0		0	0	0
All Other Expenditures	Payments to Other Governments	School - Other - funds for K thru high school other than local current expense, capital outlay and debt service on school financings - Include supplemental school tax if reported in governmental funds. If supplemental taxes are reported in agency funds do not report here but on the miscellaneous tab line 30001	AFIR	25383	15383	aexp15383	0		0	0	0
All Other Expenditures	Payments to the State of NC	School - Other - funds for K thru high school other than local current expense, capital outlay and debt service on school financings - Include supplemental school tax if reported in governmental funds. If supplemental taxes are reported in agency funds do not report here but on the miscellaneous tab line 30001	AFIR	25383	15383	bexp15383	0		0	0	0
All Other Expenditures	Operating and Other Expenses	School - Other - funds for K thru high school other than local current expense, capital outlay and debt service on school financings - Include supplemental school tax if reported in governmental funds. If supplemental taxes are reported in agency funds do not report here but on the miscellaneous tab line 30001	AFIR	25383	15383	cexp15383	0		0	0	0
All Other Expenditures	Capital Outlay - Construction	School - Other - funds for K thru high school other than local current expense, capital outlay and debt service on school financings - Include supplemental school tax if reported in governmental funds. If supplemental taxes are reported in agency funds do not report here but on the miscellaneous tab line 30001	AFIR	25383	15383	dexp15383	0		0	0	0
All Other Expenditures	Capital Outlay - Purchased	School - Other - funds for K thru high school other than local current expense, capital outlay and debt service on school financings - Include supplemental school tax if reported in governmental funds. If supplemental taxes are reported in agency funds do not report here but on the miscellaneous tab line 30001	AFIR	25383	15383	eexp15383	0		0	0	0
All Other Expenditures	Depreciation (Proprietary Fund)	School - Other - funds for K thru high school other than local current expense, capital outlay and debt service on school financings - Include supplemental school tax if reported in governmental funds. If supplemental taxes are reported in agency funds do not report here but on the miscellaneous tab line 30001	AFIR	25383	15383	fexp15383	0		0	0	0

Label	Sub Label	Description	Source	Line1	Line2	Census	2019	2018	2017	2016	2015
Other Financing Uses	Payments to Other Governments	Extraordinary Items (that reduce net assets)-Pymts to other Governments	AFIR	25610		aexp25610	0		0	0	0
Other Financing Uses	Payments to the State of NC	Extraordinary Items (that reduce net assets)-Pymts to NC	AFIR	25610		bexp25610	0		0	0	0
Other Financing Uses	Operating and Other Expenses	Extraordinary Items (that reduce net assets)-Operating	AFIR	25610		cexp25610	0		0	0	0
Other Financing Uses	Capital Outlay - Construction	Extraordinary Items (that reduce net assets)-Capital Outlay Construction	AFIR	25610		dexp25610	0		0	0	0
Other Financing Uses	Capital Outlay - Purchased	Extraordinary Items (that reduce net assets)-Capital Outlay Purchase	AFIR	25610		eexp25610	0		0	0	0
Other Financing Uses	Depreciation (Proprietary Fund)	Extraordinary Items (that reduce net assets)-Depreciation	AFIR	25610		fexp25610	0		0	0	0
Other Financing Uses	Payments to Other Governments	Other financing Uses-Pymts to other Governments	AFIR	25580	15580	aexp15580	0		0	0	0
Other Financing Uses	Payments to the State of NC	Other financing Uses-Pymts to NC	AFIR	25580	15580	bexp15580	0		0	0	0
Other Financing Uses	Operating and Other Expenses	Other financing Uses-Operating	AFIR	25580	15580	cexp15580	-520,150		-193,075	0	2,801,823
Other Financing Uses	Capital Outlay - Construction	Other financing Uses-Capital Outlay Construction	AFIR	25580	15580	dexp15580	0		0	0	0
Other Financing Uses	Capital Outlay - Purchased	Other financing Uses-Capital Outlay Purchase	AFIR	25580	15580	eexp15580	0		0	0	0
Other Financing Uses	Depreciation (Proprietary Fund)	Other financing Uses-Depreciation	AFIR	25580	15580	fexp15580	0		0	0	0
Other Financing Uses		Transfers-out to Other Funds-	AFIR	25560	15560	tranf.exp15560	623,059		475,000	1,586,976	0
Other Financing Uses		Payment to refunded bond escrow agent-	AFIR		15570	gov.exp15570	0		0	0	0
Financial Report - Change in Fund Balance		"Please Enter the Change in Fund Balance from your Audited Financial Statement - ""Revenues, Expenditures and Changes in Fund Balance Governmental Funds""	AFIR	15590		fin.state.change15590	812,775		-318,847	-1,021,101	287,732
Calculated Change in Fund Balance		This is the difference between the change in fund balance that is calculated from the form on row 79 less the change in fund balance from your audit report that was entered in row 82. You are in balance if this amount is zero.	AFIR	15600		dif.change15600	0		0	0	0
Financial Report - Change in Net Position		"Please Enter the Change in Net Position from your Audited Financial Statement - ""Revenues, Expenses and Changes in Net Position - Proprietary Funds"" excluding change in Net Position for Internal Service Funds."	AFIR		25620	fin.state.change25620	990,896		1,239,047	1,588,388	-2,560,844
Calculated Change in Net Position		"This is the difference between the change in net position that is calculated from the form on row 76 less the change in net position from your audit report that was entered in row 79. You are in balance if this amount is zero.	AFIR		25630	dif.change25630	0		0	0	0

Label	Sub Label	Description	Source	Line1	Line2	Census	2019	2018	2017	2016	2015
All Other Revenue (positive) / All Other Expenditures (negative)	Payments to Other Governments	Enter Prior period adjustments as positive or negative numbers depending on how they affect net position	AFIR	25660		aexp25660	0		0	0	0
All Other Revenue (positive) / All Other Expenditures (negative)	Payments to the State of NC	Enter Prior period adjustments as positive or negative numbers depending on how they affect net position	AFIR	25660		bexp25660	0		0	0	0
All Other Revenue (positive) / All Other Expenditures (negative)	Operating and Other Expenses	Enter Prior period adjustments as positive or negative numbers depending on how they affect net position	AFIR	25660		cexp25660	0		0	0	0
All Other Revenue (positive) / All Other Expenditures (negative)	Capital Outlay - Construction	Enter Prior period adjustments as positive or negative numbers depending on how they affect net position	AFIR	25660		dexp25660	0		0	0	0
All Other Revenue (positive) / All Other Expenditures (negative)	Capital Outlay - Purchased	Enter Prior period adjustments as positive or negative numbers depending on how they affect net position	AFIR	25660		eexp25660	0		0	0	0
All Other Revenue (positive) / All Other Expenditures (negative)	Depreciation (Proprietary Fund)	Enter Prior period adjustments as positive or negative numbers depending on how they affect net position	AFIR	25660		fexp25660	0		0	0	0
Miscellaneous Information		Amount of Fines and Forfeitures sent to the Schools	AFIR	30000		A.miss30000	0		0	0	0
Miscellaneous Information		Does Your Tax Office Collect Taxes for All the Municipalities in your County?	AFIR	30010		A.miss30010	0		0	0	0
Miscellaneous Information		Is the County Collecting property taxes other than motor vehicles for your unit of government?	AFIR	30020		A.miss30020	No		0	No	0
Miscellaneous Information		"School - Tax levy includes current, prior, penalties and interest if not reported on your ""Statement of Revenues, Expenditures and Changes in Fund Balance"""	AFIR	30030		A.miss30030	0		0	0	0
Miscellaneous Information		Municipal Only - Amount of funding you have give a County or municipal school system (does not include charter schools) for capital outlay purposes.	AFIR	0040		A.miss0040	0				
Miscellaneous Information		Municipal Only - Amount of funding you have give a County or municipal school system (does not include charter schools) for operational purposes also known as local current expense funds.	AFIR	0041		A.miss0041	0				
Miscellaneous Information		Amount of Benefits paid to Law Enforcement Officers for Separation Allowance	AFIR	30040		A.miss30040					
Miscellaneous Information		Amount of Contributions made to 401K's for Law Enforcement	AFIR	30050		A.miss30050	90,874		22,126	72,612	0
Miscellaneous Information		Amount of contributions made to 401K's for Non-Law Enforcement	AFIR	30060		A.miss30060	192,676		176,629	192,247	0

Label	Sub Label	Description	Source	Line1	Line2	Census	2019	2018	2017	2016	2015
Miscellaneous Information		Does the unit have a retiree health care benefit where the County/City pays a share of the monthly premium for the retiree?	AFIR	30070		A.miss30070					
Miscellaneous Information		Appropriations made during the fiscal year pursuant to G.S. 158-7.1, subsections b(1) through b(7).	AFIR	30080		A.miss30080	0		0	0	0
Miscellaneous Information		Expenditures made during the fiscal year pursuant to G.S. 158-7.1, subsections b(1) through b(7).	AFIR	30090		A.miss30090	0		0	0	0
Miscellaneous Information		The investment in property acquired at any time under G.S. 158-7.1, subsections b(1) through b(4), and owned at the end of the fiscal year.	AFIR	30100		A.miss30100	0		0	0	0
Miscellaneous Information		The amount expended during the fiscal year pursuant to G.S. 158-7.1, subsections b(5) and b(7).	AFIR	30110		A.miss30110	0		0	0	0
Miscellaneous Information		The amount of tax revenues that was taken into account under G.S. 158-7.1, subsection d2, and was expected to be received during the fiscal year.	AFIR	30120		A.miss30120	0		0	0	0
Miscellaneous Information		Gross Salary: Enter the sum of the gross salaries from the four Quarterly 941's complete during the fiscal year	AFIR	30130		A.miss30130	7,118,140		5,746,590	5,468,966	5,418,299
Miscellaneous Information		"If you have an Internal Service Fund reported on your Proprietary ""Statement of Revenues, Expenses and Changes in Net Assets"", Please list any revenues from sources outside your government."	AFIR	30140		A.miss30140	0		0	0	0
Miscellaneous Information		"If you have an Internal Service Fund reported on your Proprietary ""Statement of Revenues, Expenses and Changes in Net Assets"", Please list any positive change in net assets."	AFIR	30150		A.miss30150	0		0	0	0
Miscellaneous Information		"If you have an Internal Service Fund reported on your Proprietary ""Statement of Revenues, Expenses and Changes in Net Assets"", Please list any negative change in net assets. This is a change that decreases net assets."	AFIR	30160		A.miss30160	0		0	0	0
Miscellaneous Information		In this fiscal year, did your unit expense in the water fund and record as an intangible asset any amounts for water rights? Please list amount recorded in Purchased Capital Assets.	AFIR	30170		A.miss30170	0		0	0	0
Miscellaneous Information		Operational Water Fund	AFIR	30180		A.miss30180	0		0	0	0
Miscellaneous Information		Operational Sewer Fund	AFIR	30190		A.miss30190	0		0	0	0
Miscellaneous Information		Operate a Landfill	AFIR	30200		A.miss30200	0		0	0	0
Miscellaneous Information		Operate a Landfill / Solid Waste Service	AFIR	30210		A.miss30210	0		0	0	0

Label	Sub Label	Description	Source	Line1	Line2	Census	2019	2018	2017	2016	2015
Miscellaneous Information		Human Services - Transportation for citizens that meet certain eligibility criteria	AFIR	30220		A.miss30220	0		0	0	0
Miscellaneous Information		Please list any additional enterprise funds you operate not already listed above. Please separate them with a comma	AFIR	30230		A.miss30230	0		0	0	0
Water	Volume in Gallons	Volume of water treated and/or purchased and put into the start of your distribution system.	AFIR		40000	a.ws40000	0		0	0	0
Wastewater	Volume in Gallons	Volume of wastewater treated internally or by another utility (entering all treatment plants).	AFIR		40020	a.ws40010	0		0	0	0
Water	Volume in Gallons	Volume of water billed to all customers (residential, non-residential & bulk).	AFIR		40020	a.ws40020	0		0	0	0
Wastewater	Volume in Gallons	Volume of wastewater billed to all customers (residential, non-residential & bulk).	AFIR		40030	a.ws40030	0		0	0	0
Water	Volume in Gallons	Volume of water billed only to residential customers (if your unit identifies residential customers).	AFIR		40040	a.ws40040	0		0	0	0
Wastewater	Volume in Gallons	Volume of wastewater billed only to residential customers (if your unit identifies residential customers).	AFIR		40050	a.ws40050	0		0	0	0
Water	Volume in Thousands of Gallons	Volume of water treated and/or purchased and put into the start of your distribution system.	AFIR		40000	b.ws40000	0		0	0	0
Wastewater	Volume in Thousands of Gallons	Volume of wastewater treated internally or by another utility (entering all treatment plants).	AFIR		40010	b.ws40010	0		0	0	0
Water	Volume in Thousands of Gallons	Volume of water billed to all customers (residential, non-residential & bulk).	AFIR		40020	b.ws40020	0		0	0	0
Wastewater	Volume in Thousands of Gallons	Volume of wastewater billed to all customers (residential, non-residential & bulk).	AFIR			b.ws40030	0		0	0	0
Water	Volume in Thousands of Gallons	Volume of water billed only to residential customers (if your unit identifies residential customers).	AFIR			b.ws40040	0		0	0	0
Wastewater	Volume in Thousands of Gallons	Volume of wastewater billed only to residential customers (if your unit identifies residential customers).	AFIR			b.ws40050	0		0	0	0
Water	Volume in Millions of Gallons	Volume of water treated and/or purchased and put into the start of your distribution system.	AFIR		40000	c.ws40000	748		716	707	714
Wastewater	Volume in Millions of Gallons	Volume of wastewater treated internally or by another utility (entering all treatment plants).	AFIR		40010	c.ws40010	908		602	585	496
Water	Volume in Millions of Gallons	Volume of water billed to all customers (residential, non-residential & bulk).	AFIR		40020	c.ws40020	614		590	546	556
Wastewater	Volume in Millions of Gallons	Volume of wastewater billed to all customers (residential, non-residential & bulk).	AFIR		40030	c.ws40030	496		472	437	752

Label	Sub Label	Description	Source	Line1	Line2	Census	2019	2018	2017	2016	2015
Water	Volume in Millions of Gallons	Volume of water billed only to residential customers (if your unit identifies residential customers).	AFIR		40040	c.ws40040	240		237	224	231
Wastewater	Volume in Millions of Gallons	Volume of wastewater billed only to residential customers (if your unit identifies residential customers).	AFIR		40050	c.ws40050	230		226	209	216
Water	Volume in Cubic Feet	Volume of water treated and/or purchased and put into the start of your distribution system.	AFIR		40000	d.ws40000	0		0	0	0
Wastewater	Volume in Cubic Feet	Volume of wastewater treated internally or by another utility (entering all treatment plants).	AFIR		40010	d.ws40010	0		0	0	0
Water	Volume in Cubic Feet	Volume of water billed to all customers (residential, non-residential & bulk).	AFIR		40020	d.ws40020	0		0	0	0
Wastewater	Volume in Cubic Feet	Volume of wastewater billed to all customers (residential, non-residential & bulk).	AFIR		40030	d.ws40030	0		0	0	0
Water	Volume in Cubic Feet	Volume of water billed only to residential customers (if your unit identifies residential customers).	AFIR		40040	d.ws40040	0		0	0	0
Wastewater	Volume in Cubic Feet	Volume of wastewater billed only to residential customers (if your unit identifies residential customers).	AFIR		40050	d.ws40050	0		0	0	0
Water	Volume in Hundred Cubic Feet	Volume of water treated and/or purchased and put into the start of your distribution system.	AFIR		40000	e.ws40000	0		0	0	0
Wastewater	Volume in Hundred Cubic Feet	Volume of wastewater treated internally or by another utility (entering all treatment plants).	AFIR		40010	e.ws40010	0		0	0	0
Water	Volume in Hundred Cubic Feet	Volume of water billed to all customers (residential, non-residential & bulk).	AFIR		40020	e.ws40020	0		0	0	0
Wastewater	Volume in Hundred Cubic Feet	Volume of wastewater billed to all customers (residential, non-residential & bulk).	AFIR		40030	e.ws40030	0		0	0	0
Water	Volume in Hundred Cubic Feet	Volume of water billed only to residential customers (if your unit identifies residential customers).	AFIR		40040	e.ws40040	0		0	0	0
Wastewater	Volume in Hundred Cubic Feet	Volume of wastewater billed only to residential customers (if your unit identifies residential customers).	AFIR		40050	e.ws40050	0		0	0	0
Water	Volume in Thousand Cubic Feet	Volume of water treated and/or purchased and put into the start of your distribution system.	AFIR		40000	f.ws40000	0		0	0	0
Wastewater	Volume in Thousand Cubic Feet	Volume of wastewater treated internally or by another utility (entering all treatment plants).	AFIR		40010	f.ws40010	0		0	0	0
Water	Volume in Thousand Cubic Feet	Volume of water billed to all customers (residential, non-residential & bulk).	AFIR		40020	f.ws40020	0		0	0	0
Wastewater	Volume in Thousand Cubic Feet	Volume of wastewater billed to all customers (residential, non-residential & bulk).	AFIR		40030	f.ws40030	0		0	0	0

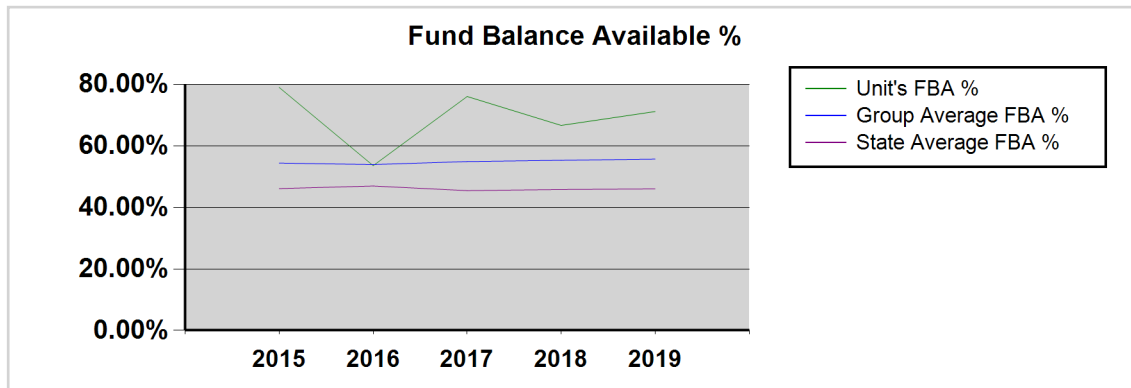
Label	Sub Label	Description	Source	Line1	Line2	Census	2019	2018	2017	2016	2015
Water	Volume in Thousand Cubic Feet	Volume of water billed only to residential customers (if your unit identifies residential customers).	AFIR		40040	f.ws40040	0		0	0	0
Wastewater	Volume in Thousand Cubic Feet	Volume of wastewater billed only to residential customers (if your unit identifies residential customers).	AFIR		40050	f.ws40050	0		0	0	0
Water	Volume in Million Cubic Feet	Volume of water treated and/or purchased and put into the start of your distribution system.	AFIR		40000	g.ws40000	0		0	0	0
Wastewater	Volume in Million Cubic Feet	Volume of wastewater treated internally or by another utility (entering all treatment plants).	AFIR		40010	g.ws40010	0		0	0	0
Water	Volume in Million Cubic Feet	Volume of water billed to all customers (residential, non-residential & bulk).	AFIR		40020	g.ws40020	0		0	0	0
Wastewater	Volume in Million Cubic Feet	Volume of wastewater billed to all customers (residential, non-residential & bulk).	AFIR		40030	g.ws40030	0		0	0	0
Water / Sewer	Volume in Million Cubic Feet	Volume of water billed only to residential customers (if your unit identifies residential customers).	AFIR		40040	g.ws40040	0		0	0	0
Water / Sewer	Volume in Million Cubic Feet	Volume of wastewater billed only to residential customers (if your unit identifies residential customers).	AFIR		40050	g.ws40050	0		0	0	0
Water / Sewer		Number of residential accounts.	AFIR		40060	a.ws40060	5,335		5,213	5,163	5,148
Water / Sewer		Number of residential accounts.	AFIR		40070	a.ws40070	5,175		5,046	4,997	4,982
Water / Sewer		Number of non-residential and bulk accounts	AFIR		40080	a.ws40080	298		290	284	282
Water / Sewer		Number of non-residential and bulk accounts	AFIR		40090	a.ws40090	260		258	254	253
White Goods		Opening Balance(s) White Goods Account Designated	AFIR		50000	wgood50000	#N/A		0	0	0
White Goods		Please enter beginning balance number here is line 5000 is blank. If the amount in line 5000 is incorrect, please enter a positive or negative number needed to make the amount in line 5000 correct	AFIR		50010	wgood50010	0		0	0	0
White Goods		Opening Balance(s) White Goods Account Undesignated	AFIR		50020	wgood50020	#N/A		0	0	0
White Goods		Please enter beginning balance number here is line 5002 is blank. If the amount in line 5002 is incorrect, please enter a positive or negative number needed to make the amount in line 5002 correct	AFIR		50030	wgood50030	0		0	0	0
White Goods		Total Revenue Credited to White Goods Account	AFIR		50040	wgood50040	0		0	0	0
White Goods		Total Expenditures for Operations	AFIR		50050	wgood50050	0		0	0	0
White Goods		Total Expenditures for Capital Improvements	AFIR		50060	wgood50060	0		0	0	0

Label	Sub Label	Description	Source	Line1	Line2	Census	2019	2018	2017	2016	2015
White Goods		Expenditures for illegal dump cleanups	AFIR		50070	wgood50070	0		0	0	0
White Goods		Ending Balance in White Goods Account Designated	AFIR		50080	wgood50080	0		0	0	0
White Goods		Ending Balance in White Goods Account Undesignated	AFIR		50090	wgood50090	#N/A		0	0	0
White Goods		The Amount of White Goods Tax Actually Received	AFIR		50100	wgood50100	0		0	0	0
White Goods		Amount in cell E14 that would have been received if 100% eligible	AFIR		50110	wgood50110	0		0	0	0
White Goods		Calculate Threshold Amount.	AFIR		50120	wgood50120	0		0	0	0
White Goods		Total Tonnage of White Goods Scrap Metal Collected	AFIR		50130	wgood50130	0		0	0	0
White Goods		Name of Recycler or Disposal Facility	AFIR		50140	wgood50140	0		0	0	0
Cash and Investments		Governmental Activities-All unrestricted cash and investments. - Exclude restricted cash and cash held by a third party	Audit		333	333	11,828,699	11,738,289	11,592,089	10,381,544	10,964,391
Cash and Investments		Governmental Activities-All restricted cash and investments	Audit		500	500	372,650	35,720	35,720	38,435	38,435
Cash and Investments		Business Activities-All unrestricted cash and investments. - Exclude restricted cash and cash held by a third party	Audit		502	502	10,556,267	9,911,715	8,035,568	7,242,692	7,125,950
Cash and Investments		Business Activities-All restricted cash and investments	Audit		503	503	738,136	166,092	1,151,306	926,813	964,910
Cash and Investments		Fiduciary- cash and investments. - Include unrestricted and restricted cash and cash and investments held by a third party	Audit		512	512	0	0	0	0	0
Cash and Investments		Cash and Investment - Please list the book value of any unspent bond proceeds in any funds. This information may be on the face of your statements or in the notes	Audit		535	535	0	58,429	1,041,055	815,180	847,425
Tax Collections		Tax collection rate - Total levy UNIT - WIDE	Audit		61	61	98.49	98.87	98.66	98.18	98.15
Tax Collections		Tax collection rate - Excluding Registered motor vehicles	Audit		102	102	98.46	98.75	98.50	97.98	97.96
Tax Collections		Tax collection rate - Registered motor vehicles	Audit		103	103	98.71	99.93	100.00	100.00	99.99
Tax Collections		Current year levy excluding motor vehicles	Audit		528	528	4,917,920	4,765,645	4,505,737	4,253,588	4,184,645
Tax Collections		Current year levy motor vehicles only	Audit		529	529	578,649	538,647	514,000	473,014	436,085
Tax Collections		Uncollected taxes - current year's levy - excluding motor vehicles	Audit		530	530	75,756	59,632	67,484	86,118	85,430
Tax Collections		Uncollected taxes - current year's levy - motor vehicles	Audit		531	531	7,484	362	0	0	59

Label	Sub Label	Description	Source	Line1	Line2	Census	2019	2018	2017	2016	2015
Building Inspection Fees		Did you have Building Inspections Revenue and/or expenditures?	AFIR	70000		BI70000	Yes				
Building Inspection Fees		Beginning Balance for current fiscal year	AFIR	70001		BI70001	0				
Building Inspection Fees		Enter revenues less expenditures for the fiscal year 2016	AFIR	70002		BI70002	-61,528				
Building Inspection Fees		Enter revenues less expenditures for the fiscal year 2017	AFIR	70003		BI70003	-79,635				
Building Inspection Fees		Enter revenues less expenditures for the fiscal year 2018	AFIR	70004		BI70004	-106,594				
Building Inspection Fees		Total of revenues less expenditures for years 2016, 2017, 2018	AFIR	70005		BI70005	-247,757				
Building Inspection Fees		Adjusting to the beginning balance for line # 70001	AFIR	70010		BI70010	0				
Building Inspection Fees		Adjustment explanation reported in line # 70010	AFIR	70011		BI70011	0				
Building Inspection Fees		Building Permits Revenues: Enter the modified accrual based revenues collected under GS 153A-354 and GS 160A-414.	AFIR	70018		BI70018	335,862				
Building Inspection Fees		All Other Revenues: Enter the modified accrual based revenues collected under GS 153A-354 and GS 160A-414.	AFIR	70019		BI70019	0				
Building Inspection Fees		Total Building Inspections Revenues for report period	AFIR	70020		BI70020	335,862				
Building Inspection Fees		Payments to Other Governments Expenditures: Enter the modified accrual based expenditures collected under G.S. 153A-354 and G.S 160A-414 that ties to your financial statements. (This should include direct expenditures and indirect expenditures.)	AFIR	70026		BI70026	0				
Building Inspection Fees		Salaries and Fringe Benefits Expenditures: Enter the modified accrual based expenditures collected under G.S. 153A-354 and G.S 160A-414 that ties to your financial statements. (This should include direct expenditures and indirect expenditures.)	AFIR	70027		BI70027	434,521				
Building Inspection Fees		Operating - All Other Operating Expenditures: Enter the modified accrual based expenditures collected under G.S. 153A-354 and G.S 160A-414 that ties to your financial statements. (This should include direct expenditures and indirect expenditures.)	AFIR	70028		BI70028	119,424				

Label	Sub Label	Description	Source	Line1	Line2	Census	2019	2018	2017	2016	2015
Building Inspection Fees		Capital Outlay (including equipment) Expenditures: Enter the modified accrual based expenditures collected under G.S. 153A-354 and G.S 160A-414 that ties to your financial statements. (This should include direct expenditures and indirect expenditures.)	AFIR	70029		BI70029	33,781				
Building Inspection Fees		Total Building Inspections Expenditures for current fiscal report period	AFIR	70030		BI70030	587,726				
Building Inspection Fees		Building Inspections -Revenues less Expenditures for current fiscal year	AFIR	70040		BI70040	-251,864				
Building Inspection Fees		Ending Building Inspection Fund Balance	AFIR	70050		BI70050	-499,621				
Building Inspection Fees		Revenues exceeded Expenditures Explanation	AFIR	70060		BI70060	0				

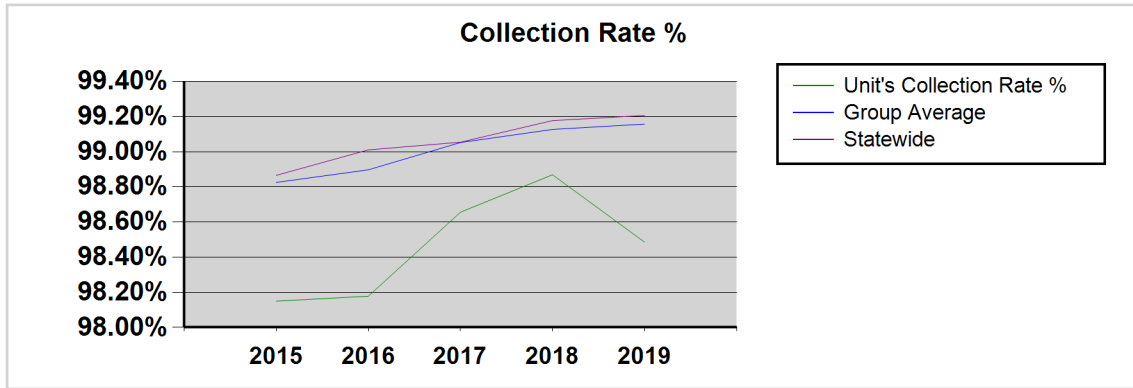
**Graham
Analysis of Available Fund Balance: General Fund**



	2015	2016	2017	2018	2019
Unit's FBA %	79.03%	53.59%	76.07%	66.67%	71.18%
Group Average FBA %	54.43%	53.95%	54.92%	55.33%	55.71%
State Average Electric/Non Electric Group FBA %	47.01%	48.19%	46.84%	47.57%	46.89%
State Average FBA %	46.13%	46.96%	45.47%	45.84%	46.04%

Population Group: No Electric 10,000 to 49,999

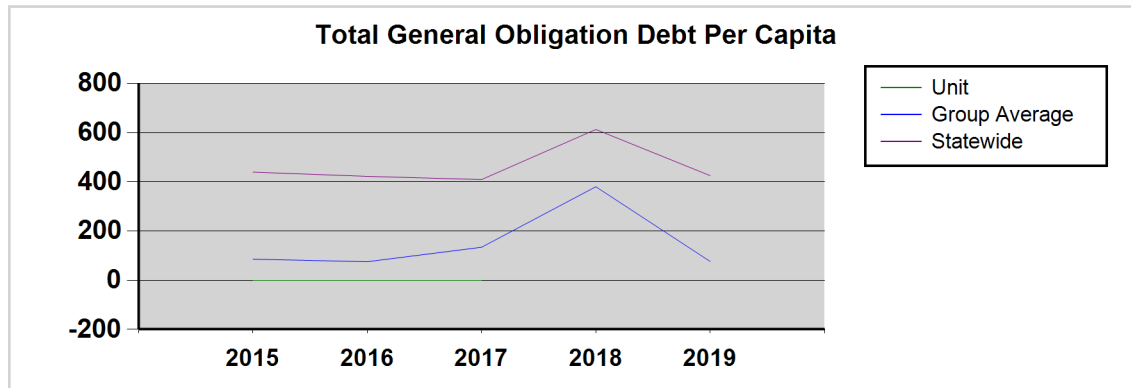
**Graham
Analysis of Property Tax**



	2015	2016	2017	2018	2019
Unit	98.15%	98.18%	98.66%	98.87%	98.49%
Group Average	98.83%	98.90%	99.05%	99.13%	99.16%
Statewide	98.87%	99.01%	99.05%	99.18%	99.21%

Population Group: No Electric 10,000 to 49,999

Graham
Analysis of General Obligation Debt
(Excludes Revenue Bonds)

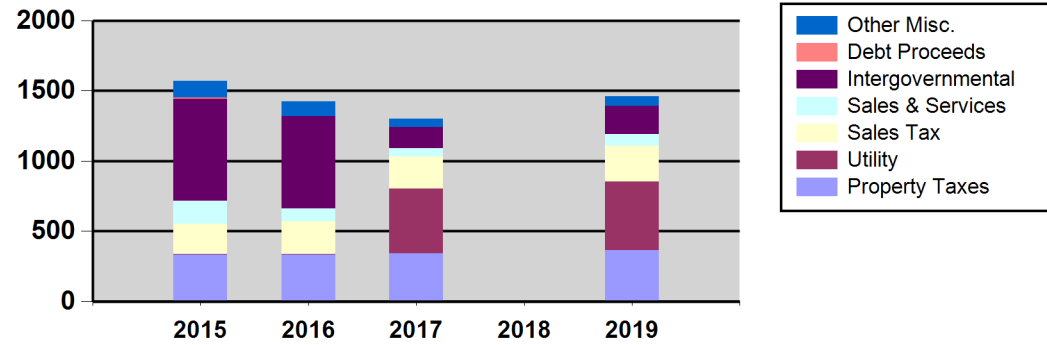


	2015	2016	2017	2018	2019
Unit	0	0	0		0
Group Average	86	75	134	380	76
Statewide	439	422	409	613	425

Population Group: No Electric 10,000 to 24,999

Graham Analysis of Revenue

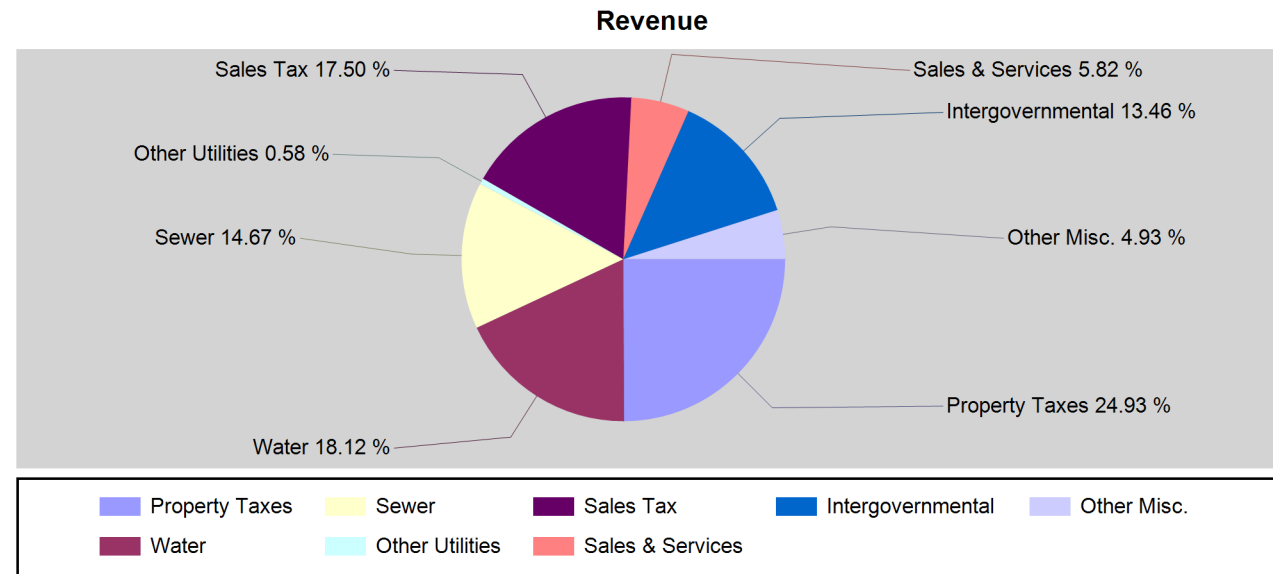
Revenue per Capita



	2015	2016	2017	2018	2019
Property Taxes	333	334	343		364
Utility	4	4	458		487
Sales Tax	214	232	230		256
Sales & Services	165	89	57		85
Intergovernmental	726	660	154		197
Debt Proceeds	10	0	0		0
Other Misc.	115	103	60		72
Total	1,567	1,421	1,301	0	1,461

Population Group: No Electric 10,000 to 49,999

Graham Analysis of Revenue for Fiscal 2019

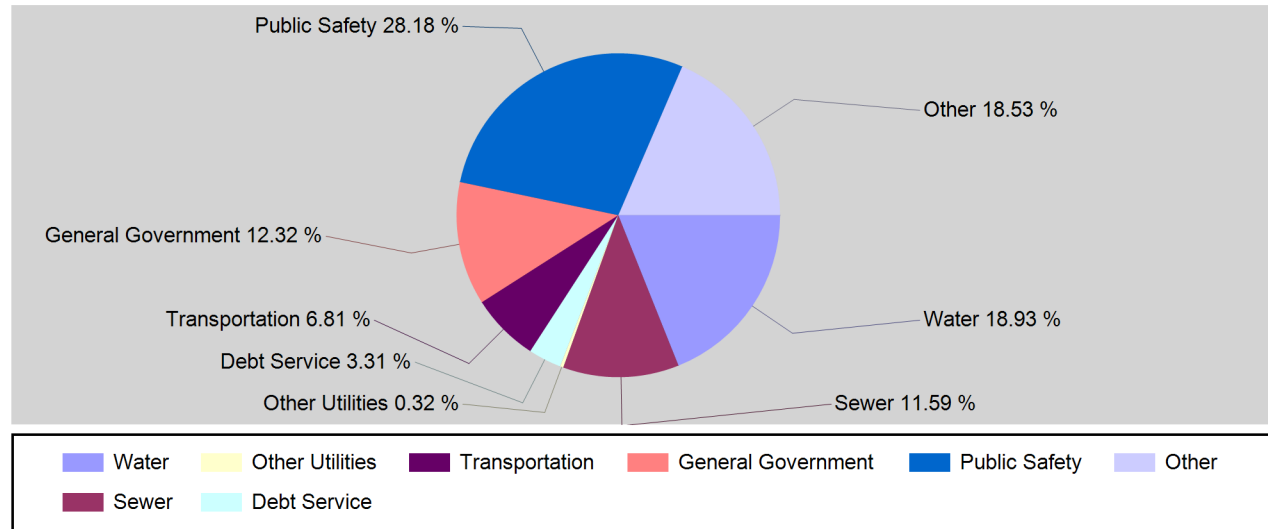


<u>Category</u>	2019	2019
	Revenues by Source	Per Capita Revenues by Source
Property Taxes	\$5,510,578	\$364
Water	4,005,194	265
Sewer	3,242,931	214
Electric	0	0
Other Utilities	127,794	8
Sales Tax	3,868,517	256
Sales & Services	1,286,227	85
Intergovernmental	2,976,380	197
Debt Proceeds	0	0
Other Misc.	1,089,684	72
Total	\$22,107,305	\$1,461

Population Group: No Electric 10,000 to 49,999

Graham Analysis of Expenditure By Function for Fiscal 2019

Expenditure by Function

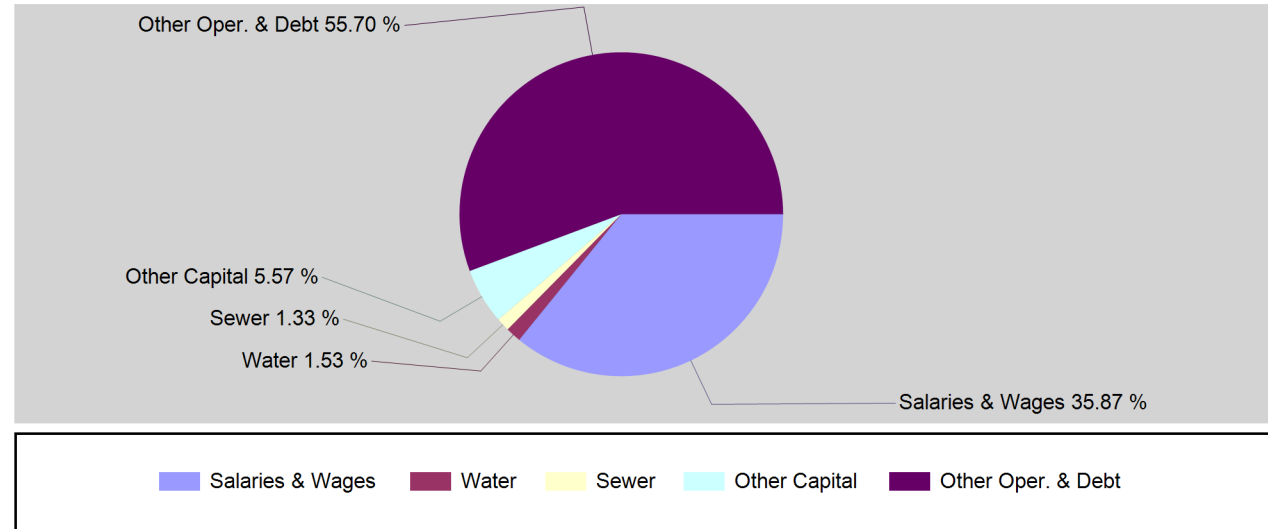


<u>Category</u>	2019 Expenditures by Function	2019 Per Capita Expenditures by Function
Water	3,757,532	248
Sewer	2,300,468	152
Electric	0	0
Other Utilities	64,483	4
Debt Service	656,135	43
Transportation	1,351,985	89
General Government	2,444,678	162
Public Safety	5,591,240	369
Other	3,677,940	243
Total	\$19,844,461	\$1,311

Population Group: No Electric 10,000 to 49,999

**Graham
Analysis of Expenditure By Object for Fiscal 2019**

Expenditure by Object



<u>Category</u>	2019 Expenditures by Object	2019 Per Capita Expenditures by Object
Salaries & Wages	\$7,118,140	\$470
Water	303,431	20
Sewer	264,757	17
Electric Capital	0	0
Other Capital	1,105,054	73
Other Oper. & Debt	11,053,079	730
Total	\$19,844,461	\$1,311
Population Group: No Electric 10,000 to 49,999		